



Search for pair production of Higgsinos in final states with at least three b-tagged jets in $\sqrt{s}=13$ TeV pp collisions using the ATLAS detector

Kurashige, Hisaya
et. al.

(Citation)

Physical Review D, 98(9):092002-092002

(Issue Date)

2018-11-02

(Resource Type)

journal article

(Version)

Version of Record

(Rights)

Published by the American Physical Society under the terms of the Creative Commons Attribution 4.0 International license.


(URL)

<https://hdl.handle.net/20.500.14094/90006891>



Search for pair production of Higgsinos in final states with at least three b -tagged jets in $\sqrt{s} = 13$ TeV pp collisions using the ATLAS detector

M. Aaboud *et al.**
(ATLAS Collaboration)

 (Received 11 June 2018; published 2 November 2018)

A search for pair production of the supersymmetric partners of the Higgs boson (higgsinos \tilde{H}) in gauge-mediated scenarios is reported. Each higgsino is assumed to decay to a Higgs boson and a gravitino. Two complementary analyses, targeting high- and low-mass signals, are performed to maximize sensitivity. The two analyses utilize LHC pp collision data at a center-of-mass energy $\sqrt{s} = 13$ TeV, the former with an integrated luminosity of 36.1 fb^{-1} and the latter with 24.3 fb^{-1} , collected with the ATLAS detector in 2015 and 2016. The search is performed in events containing missing transverse momentum and several energetic jets, at least three of which must be identified as b -quark jets. No significant excess is found above the predicted background. Limits on the cross section are set as a function of the mass of the \tilde{H} in simplified models assuming production via mass-degenerate higgsinos decaying to a Higgs boson and a gravitino. Higgsinos with masses between 130 and 230 GeV and between 290 and 880 GeV are excluded at the 95% confidence level. Interpretations of the limits in terms of the branching ratio of the higgsino to a Z boson or a Higgs boson are also presented, and a 45% branching ratio to a Higgs boson is excluded for $m_{\tilde{H}} \approx 400$ GeV.

DOI: [10.1103/PhysRevD.98.092002](https://doi.org/10.1103/PhysRevD.98.092002)

I. INTRODUCTION

Supersymmetry (SUSY) [1–6] predicts new partners of the Standard Model (SM) particles; every boson is paired with a fermionic supersymmetric partner, and vice versa. If R -parity conservation [7] is assumed, SUSY particles are produced in pairs and the lightest supersymmetric particle (LSP) is stable. If manifested in reality, SUSY would be a broken symmetry since the masses of the partner particles are not equal to those of the SM particles. The problem of the fine-tuning of the Higgs boson mass in the SM at the electroweak scale can be explained by the divergent diagrams canceling out their supersymmetric counterparts [11–8]]. These “natural” SUSY models generally require light partners of the gluon (gluino), top quark (stop), and the Higgs boson itself (higgsinos, \tilde{H}_1^0 , \tilde{H}^\pm and \tilde{H}_2^0) [12]. Searches by the ATLAS and CMS collaborations have set strong limits on the masses of gluinos and stops in these models, raising the prospect that the higgsino may be light enough to be the first SUSY particle to be detected.

This paper presents a search for the pair production of higgsinos in models of general gauge mediation (GGM) [13–17] or gauge-mediated symmetry breaking (GMSB)

[18,19] with a gravitino (\tilde{G}) LSP, where each higgsino decays to a Higgs boson and a gravitino, in the 4 - b -jet + $E_{\text{T}}^{\text{miss}}$ final state.¹ SUSY predicts five different Higgs bosons; the observed Higgs boson at $m_h \approx 125$ GeV is assumed to be the light CP -even Higgs boson (h) of the minimal supersymmetric Standard Model [20]. The high branching fraction of the observed Higgs boson to a pair of b -jets makes this channel particularly sensitive to these models. The search is conducted using two complementary analyses targeting high- and low-mass higgsinos. The analysis targeting the high-mass signals uses 36.1 fb^{-1} of $\sqrt{s} = 13$ TeV pp collision data from the LHC recorded by the ATLAS detector [21] in 2015 and 2016 and utilizes $E_{\text{T}}^{\text{miss}}$ triggers that are efficient for high-mass higgsinos. For low-mass higgsinos the $E_{\text{T}}^{\text{miss}}$ is significantly reduced; to recover acceptance, a dedicated low-mass search inspired by the ATLAS di-Higgs resonance search [22] uses a combination of b -jet triggers in 24.3 fb^{-1} of data collected by the ATLAS detector in 2016. This is the first search performed by ATLAS for these signatures; CMS reported similar searches at 8 TeV [23] and at 13 TeV [24].

The paper is organized as follows. The SUSY models under scrutiny are described in Sec. II, followed by a brief description of the ATLAS detector in Sec. III. The data sets and simulated event samples are described in Sec. IV, and

*Full author list given at the end of the article.

Published by the American Physical Society under the terms of the Creative Commons Attribution 4.0 International license. Further distribution of this work must maintain attribution to the author(s) and the published article's title, journal citation, and DOI. Funded by SCOAP³.

¹ $E_{\text{T}}^{\text{miss}}$ is the magnitude of the missing transverse momentum vector, which is the negative vectorial sum of the transverse momenta (p_{T}) of all visible particles in the event. A b -jet is a jet containing a hadron with a bottom quark.

the object reconstruction is summarized in Sec. V. The event selection and background estimation strategies are presented for the high-mass and low-mass analyses in Secs. VIA and VIB, respectively. The systematic uncertainties for both analyses are described in Sec. VII, and the results are shown in Sec. VIII. Finally, the results are interpreted in the context of model-independent upper limits on cross sections and limits on simplified models of higgsino pair production in Sec. IX, followed by a brief conclusion in Sec. X.

II. SUSY SIGNAL MODELS

In most models of supersymmetry, the higgsinos mix with gauginos (supersymmetric partners of the electroweak gauge bosons) to form mass eigenstates referred to as charginos ($\tilde{\chi}^\pm$) and neutralinos ($\tilde{\chi}^0$). Natural models often demand that the lightest neutralinos and charginos are dominated by the higgsino component. In this scenario, the masses of the four lightest such particles would be nearly degenerate [25–27], with mass ordering $m_{\tilde{\chi}_1^0} < m_{\tilde{\chi}_1^\pm} < m_{\tilde{\chi}_2^0}$. In these models, sparticle production is dominated by the $\tilde{\chi}_1^0 \tilde{\chi}_1^0$, $\tilde{\chi}_1^0 \tilde{\chi}_1^\pm$, $\tilde{\chi}_2^0 \tilde{\chi}_1^\pm$, and $\tilde{\chi}_1^+ \tilde{\chi}_1^-$ processes. In these scenarios, the heavier chargino and neutralinos can decay to the lightest neutralino ($\tilde{\chi}_1^0$) via off-shell W and Z bosons, which are assumed to decay to immeasurably low momentum particles.

In SUSY models with low SUSY breaking scales, such as GGM or GMSB, a nearly massless \tilde{G} is typically assumed to be the LSP; in natural models with light higgsinos, the $\tilde{\chi}_1^0$ then becomes the next-to-lightest supersymmetric particle (NLSP). While a variety of decay scenarios is possible between the various higgsino states and the LSP, the models under study in this analysis assume that the heavier higgsinos decay first to the $\tilde{\chi}_1^0$ and then promptly to the LSP. Depending on the specific parameters of the model, the $\tilde{\chi}_1^0$ can decay to the \tilde{G} via a photon, Z boson, or Higgs boson [28]. If $m_{\tilde{H}}$ is greater than the Higgs mass, the $\tilde{\chi}_1^0$ is dominated by the higgsino component, and $\tan\beta$ (the ratio of expectation values

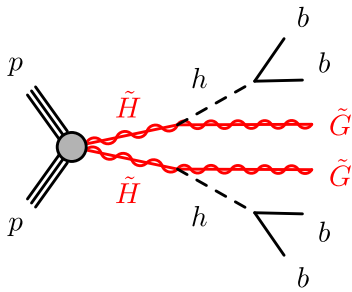


FIG. 1. Diagram for the simplified model considered in the analysis. The production of the \tilde{H} occurs via mass-degenerate pairs of charginos or neutralinos, which decay to the $\tilde{\chi}_1^0$ and immeasurably low momentum particles.

of the Higgs doublets) is small, then the dominant decay would typically be via Higgs bosons, which can in turn decay to pairs of b -quarks, which this search targets.

These scenarios are implemented as simplified models [29–31] as shown in Fig. 1. The primary free parameter of the model is the mass of the degenerate higgsino states, $m_{\tilde{H}}$; the mass of the LSP is set to a negligibly small value. The total signal cross section is the sum of the four mass-degenerate higgsino pair production cross sections.

III. ATLAS DETECTOR

The ATLAS detector is a multipurpose particle detector with a forward-backward symmetric cylindrical geometry and nearly 4π coverage in solid angle.² The inner tracking detector (ID) consists of silicon pixel and microstrip detectors covering the pseudorapidity region $|\eta| < 2.5$, surrounded by a transition radiation tracker, which enhances electron identification in the region $|\eta| < 2.0$. Before Run 2, a new innermost pixel layer, the insertable B-layer [32], was inserted at a mean sensor radius of 3.3 cm. The ID is surrounded by a thin superconducting solenoid providing an axial 2 T magnetic field and by a fine-granularity lead/liquid-argon (LAr) electromagnetic calorimeter covering $|\eta| < 3.2$. A steel/scintillator-tile calorimeter provides coverage for hadronic showers in the central pseudorapidity range ($|\eta| < 1.7$). The endcaps ($1.5 < |\eta| < 3.2$) of the hadronic calorimeter have LAr active layers with either copper or tungsten as the absorber material. The forward region ($3.1 < |\eta| < 4.9$) is instrumented with a LAr calorimeter for both the EM and hadronic measurements. A muon spectrometer with an air-core toroidal magnet system surrounds the calorimeters. Three layers of high-precision tracking chambers provide coverage in the range $|\eta| < 2.7$, while dedicated fast chambers allow triggering in the region $|\eta| < 2.4$. The ATLAS trigger system [33] consists of a hardware-based level-1 trigger followed by a software-based high-level trigger.

IV. DATA AND SIMULATED EVENT SAMPLES

The data used in this analysis were collected by the ATLAS detector from pp collisions produced by the LHC at a center-of-mass-energy of 13 TeV with a 25 ns proton-bunch spacing during 2015 and 2016. The

²ATLAS uses a right-handed coordinate system with its origin at the nominal interaction point in the center of the detector. The positive x axis is defined by the direction from the interaction point to the center of the LHC ring, with the positive y axis pointing upwards, while the beam direction defines the z axis. Cylindrical coordinates (r, ϕ) are used in the transverse plane with ϕ being the azimuthal angle around the z axis. The pseudorapidity η is defined in terms of the polar angle θ by $\eta = -\ln \tan(\theta/2)$. Rapidity is defined as $y = 0.5 \ln[(E + p_z)/(E - p_z)]$ where E denotes the energy and p_z is the component of the momentum along the beam direction.

high-mass analyses uses data from 2015 with an integrated luminosity of 3.2 fb^{-1} and from 2016 with an integrated luminosity of 32.9 fb^{-1} , after the application of beam, detector and data-quality requirements. The low-mass analysis uses data from 2016 with an integrated luminosity of 24.3 fb^{-1} . The uncertainties in the integrated luminosities are $\pm 2.1\%$ and $\pm 2.2\%$ for the 2015 and 2016 data sets, respectively, determined from a calibration of the luminosity scale using x - y beam-separation scans performed in August 2015 and May 2016, following a methodology similar to that detailed in Ref. [34]. The difference in luminosity between the analyses is due to using different triggers. In the high-mass analysis, events are required to pass an E_T^{miss} trigger with thresholds of 70, 90, 100, and 110 GeV in the high-level trigger for the 2015, and early, mid, and late 2016 data sets, respectively. These triggers are fully efficient for events passing the preselection defined in Sec. VI A, which requires the offline reconstructed E_T^{miss} to exceed 200 GeV. In the low-mass analysis, a combination of three triggers requiring b -tagged jets are used. These require events to feature either one b -tagged jet with $p_T > 225 \text{ GeV}$, two b -tagged jets with $p_T > 55 \text{ GeV}$ and one additional jet with $p_T > 100 \text{ GeV}$, or two b -tagged jets with $p_T > 35 \text{ GeV}$ and two additional jets with $p_T > 35 \text{ GeV}$. During the 2016 data taking, a fraction of the data suffered from faulty vertex reconstruction, and those events were not retained. For the combined 2015 and 2016 data set, there are an average of 24 inelastic pp collisions per bunch crossing (interactions other than the hard scatter are referred to as “pileup”).

Samples of Monte Carlo (MC) simulated events are used to model the signal and background processes in the high-mass analysis, except multijet processes, which are estimated from data. In the low-mass analysis, the background is dominated by multijet processes that are not modeled reliably in simulation, and the estimation methodology is thus based on data control samples as described in Sec. VI B. The SUSY signal samples were generated with up to two additional partons using MADGRAPH5_AMC@NLO [35] v2.3.3 at leading order (LO) with the NNPDF 2.3 [36] parton distribution function (PDF) set. These samples were interfaced to PYTHIA v8.186 [37] for the modeling of the parton showering, hadronization and underlying event.

The generators used to simulate signal processes for both analyses and background processes for the high-mass analysis are described in Table I. The dominant background is $t\bar{t}$ production, which was simulated with the POWHEG-BOX [38] v2 event generator. The Wt - and s -channel production of single top quarks was also simulated with this generator, but t -channel production was simulated with POWHEG-BOX v1. Backgrounds from W/Z + jets processes were simulated using the SHERPA v2.2.0 [39] event generator, while SHERPA v2.1.1 was used to simulate diboson production processes. The production of $t\bar{t}$ pairs in association with a W , Z , or Higgs boson was modeled by samples generated using MADGRAPH5_AMC@NLO [40]. MADGRAPH5_AMC@NLO was also used to simulate $t\bar{t}t\bar{t}$ production. All details of the versions of the generators, showering models, sets of tuned parameters, and PDF sets are given in Table I.

All background processes are initially normalized using the best available theoretical calculation for their respective cross-sections; the $t\bar{t}$ contribution is further normalized using data as described in Sec. VI A. The order of this calculation in perturbative QCD for each process is listed in Table I.

The signal samples are normalized using the best cross-section calculations at NLO in the strong coupling constant, adding the resummation of soft gluon emission at next-to-leading-logarithm (NLL) accuracy [55,56]. The generator, set of tuned parameters, and PDF set are described in Table I. The nominal cross section and its uncertainty are taken from an envelope of cross-section predictions using different PDF sets and factorization and renormalization scales, as described in Ref. [41]. The cross section of higgsino pair production at $m_{\tilde{H}} = 150 \text{ GeV}$ is $3830 \pm 160 \text{ fb}$, while at $m_{\tilde{H}} = 900 \text{ GeV}$ it is $1.8 \pm 0.2 \text{ fb}$.

All simulated event samples were processed with the full ATLAS detector simulation [57] using GEANT4[58], with the exception of signal samples, which were processed with a fast simulation [59] that uses a parametrization of the calorimeter response and GEANT4 for the ID and the muon spectrometer response. Pileup collisions were simulated with PYTHIA 8 [37] and overlaid on each MC event. Weights are assigned to the simulated events such that the distribution of the number of pileup interactions in the

TABLE I. Event generators used for the different processes. Information is given about the underlying-event sets of tuned parameters, the PDF sets, and the pQCD highest-order accuracy used for the normalization of the different samples.

Process	Event generator+fragmentation/hadronization	Tune set	PDF set	Cross-section order
SUSY signal	MADGRAPH5_AMC@NLO v2.3.3+PYTHIA v8.186	A14	NNPDF2.3	NLO+NLL [41–46]
$t\bar{t}$	POWHEG-BOX v2+PYTHIA v6.428	PERUGIA2012	CT10	NNLO+NNLL [47]
Single top	POWHEG-BOX v1 or v2+PYTHIA v6.428	PERUGIA2012	CT10	NNLO+NNLL [48–50]
$t\bar{t}W/\bar{t}tZ/\bar{t}t\bar{t}$	MADGRAPH5_AMC@NLO v2.2.2+PYTHIA v8.186	A14	NNPDF2.3	NLO [51]
$t\bar{t}H$	MADGRAPH5_AMC@NLO v2.2.1+HERWIG++ v2.7.1	UEEE5	CT10	NLO [52]
Diboson WW , WZ , ZZ	SHERPA v2.1.1	Default	CT10	NLO [53]
W/Z + jets	SHERPA v2.2.0	Default	NNPDF3.0	NNLO [54]

simulation matches the corresponding distribution in the data. The simulated events were reconstructed with the same algorithms used for data.

V. OBJECT RECONSTRUCTION

Interaction vertices are reconstructed from at least two tracks with $p_T > 0.4$ GeV, and are required to be consistent with the beamspot envelope. The primary vertex is identified as the one with the largest sum of squares of the transverse momenta from associated tracks ($\sum p_{T,\text{track}}^2$) [60].

Jets are reconstructed from three-dimensional topological energy clusters [61] in the calorimeter using the anti- k_r jet algorithm [62,63] with a radius parameter of 0.4. Each topological cluster is calibrated to the electromagnetic scale response prior to jet reconstruction. The reconstructed jets are then calibrated to the particle level by the application of a jet energy scale derived from $\sqrt{s} = 13$ TeV data and simulations [64]. Quality criteria are imposed to reject events that contain at least one jet arising from noncollision sources or detector noise [65]. To reject jets with $|\eta| < 2.4$ that originate from pileup interactions, further requirements are applied by means of a multivariate algorithm using information about the tracks matched to each jet [66]. Candidate jets are required to have $p_T > 20$ GeV and $|\eta| < 2.8$ in the high-mass analysis and $p_T > 25$ GeV and $|\eta| < 2.5$ in the low-mass analysis. After resolving overlaps with electrons and muons, as described below, selected jets are required to satisfy the stricter requirement of $p_T > 25$ GeV in the high-mass analysis and 40 GeV in the low-mass analysis. The higher p_T requirement in the low-mass analysis is the result of the b -jet trigger thresholds.

A candidate jet is tagged as a b -jet by a multivariate algorithm using information about the impact parameters of ID tracks matched to the jet, the presence of displaced secondary vertices, and the reconstructed flight paths of b - and c -hadrons inside the jet [67,68]. The b -tagging working point with an efficiency of 77% to identify b -jets with $p_T > 20$ GeV, as determined from a sample of simulated $t\bar{t}$ events, is optimal in the high-mass analysis, while the low-mass analysis uses a tighter working point with 70% b -tagging efficiency to suppress the large contribution from light-flavor jets in the multijet background. The corresponding rejection factors against jets originating from c -quarks, τ -leptons and light quarks and gluons in the same sample for the selected working point are 6, 22, and 134, respectively, for the high-mass analysis and 12, 55, and 381, respectively, for the low-mass analysis.

Electron candidates are reconstructed from energy clusters in the electromagnetic calorimeter and ID tracks and are required to have $|\eta| < 2.47$ and satisfy a set of “loose” quality criteria [69,70]. Muon candidates are reconstructed from matching tracks in the ID and muon spectrometer. They are required to meet “medium” quality criteria, as described in Ref. [71], and to have $|\eta| < 2.5$. An isolation requirement is applied to both the electrons and muons, and

is based on the scalar sum of p_T of additional ID tracks in a cone around the lepton track. This isolation requirement is defined to ensure a constant efficiency of around 99% across the whole electron transverse energy and muon transverse momentum ranges measured in $Z \rightarrow \ell^+\ell^-$ events [69–71]. The average angular separation between the lepton and the b -jet in semileptonic top quark decays narrows as the p_T of the top quark increases. This increased collimation is accounted for by setting the radius of the isolation cone to $\Delta R = \min(0.2, 10 \text{ GeV}/p_T^{\text{lep}})$, where p_T^{lep} is the lepton p_T . In the high-mass analysis, the selected electrons are further required to meet the “tight” quality criteria [69,70]. Leptons are used in the calculation of E_T^{miss} , in the four-momentum correction of b -tagged jets, and to resolve overlaps between each other and with jets. These leptons are required to have $p_T > 5$ GeV, while for vetoing events, the leptons are required to have $p_T > 20$ GeV.

Overlaps between candidate objects are removed sequentially. If a reconstructed muon shares an ID track with an electron, the electron is removed. In the high-mass analysis, any non- b -tagged jet whose axis lies within $\Delta R = 0.2$ of an electron is removed.³ Any electrons reconstructed within $\Delta R = \min(0.4, 0.04 + 10 \text{ GeV}/p_T)$ of the axis of any surviving jet are removed. If a non- b -tagged jet is reconstructed within $\Delta R = 0.2$ of a muon and the jet has fewer than three associated tracks or the muon energy constitutes most of the jet energy, then the jet is removed. Muons reconstructed within a cone of size $\Delta R = \min(0.4, 0.04 + 10 \text{ GeV}/p_T)$ around the axis of any surviving jet are removed. The same overlap procedure is applied in the low-mass analysis for jets, muons and electrons, except that b -tagged jets are treated the same way as non- b -tagged jets.

To account for the presence of b - and c -hadron decays to muons, which do not deposit their full energy in the calorimeter, a correction is applied to b -tagged jets if a muon is found within $\Delta R = 0.4$ of the jet axis before the overlap removal. The correction consists in adding the muon four-momentum to that of the jet, and removing the energy deposited by the muon in the calorimeter. If more than one muon is found, the one closest to the jet axis is used.

The missing transverse momentum E_T^{miss} in the event is defined as the magnitude of the negative vector sum (\vec{p}_T^{miss}) of the transverse momenta of all selected and calibrated electrons, muons, and jets in the event with an extra term added to account for energy deposits that are not associated with any of these objects. This “soft” term is calculated from ID tracks matched to the primary vertex (and not matched to any of the objects building E_T^{miss}), making it more resilient to contamination from pileup interactions [72,73].

³ $\Delta R = \sqrt{(\Delta y)^2 + (\Delta\phi)^2}$ defines the distance in rapidity y and azimuthal angle ϕ .

Corrections derived from data control samples are applied to simulated events to account for differences between data and simulation in the reconstruction efficiencies, momentum scale, and resolution of leptons; in the b -tagging efficiency for b -jets and mistag rates for non- b -jets; and in the efficiency for rejecting jets originating from pileup interactions. In the low-mass analysis, corrections are applied to account for mismodeling of the b -jet trigger efficiencies in the simulation.

VI. EVENT SELECTION AND BACKGROUND ESTIMATION

For the high-mass analysis, events are selected using E_T^{miss} triggers. Events with at least three b -jets are further analyzed, and jet pairs are assigned to two Higgs candidates. The dominant $t\bar{t}$ background is suppressed by requirements on the kinematic variables related to the visible and invisible energy in the event. Several exclusive signal regions (SR) are defined to target a wide range of higgsino masses. Control regions (CR) and validation regions (VR) are defined for each SR by inverting requirements on the reconstructed Higgs boson mass and relaxing kinematic requirements. The backgrounds are estimated from MC simulation, after normalizing to data in the CRs and ensuring reliable background modeling in the VRs.

For the low-mass analysis, events are selected with a combination of b -jet triggers, and events with four b -jets are further analyzed by grouping the jets into Higgs candidates. A purely data-driven background estimate uses sidebands in the Higgs boson mass to estimate the background in the signal region, while further validation regions in the sidebands validate the background modeling. The search is performed by constructing exclusive signal regions binned in the visible and invisible energy in the event.

Two classes of signal regions are defined for each of the two analyses. Discovery regions are optimized to maximize the expected discovery power for benchmark signal models and to facilitate the reinterpretation of results. These SRs are defined to probe the existence of a signal or to assess model-independent upper limits on the number of signal events. To maximize exclusion sensitivity to a variety of signal models, a further set of fully orthogonal signal regions is also constructed; the result of a combined fit across all these regions is significantly stronger than that to a single region because information about the expected shape of the signal for different variables provides additional constraining power.

A. High-mass analysis

1. Event selection

One of the key elements of the analysis is the identification of the Higgs bosons originating from the higgsino decays. To choose which jets are used in the reconstruction

of the Higgs boson candidates, the following ordered criteria are used. If there are exactly four b -tagged jets in the analysis, those four are used. If there are more than four b -tagged jets, the four with the highest p_T are used. If there are three b -tagged jets and at least one untagged jet, the three tagged jets and the untagged jet with the highest p_T are used.

To determine the optimal pairing of jets, the quantity $\Delta R_{\text{max}}^{bb} = \max(\Delta R(h_1), \Delta R(h_2))$ is minimized, where $\Delta R(h)$ is the distance in $\eta - \phi$ space between the jets constituting a Higgs boson candidate. This selection

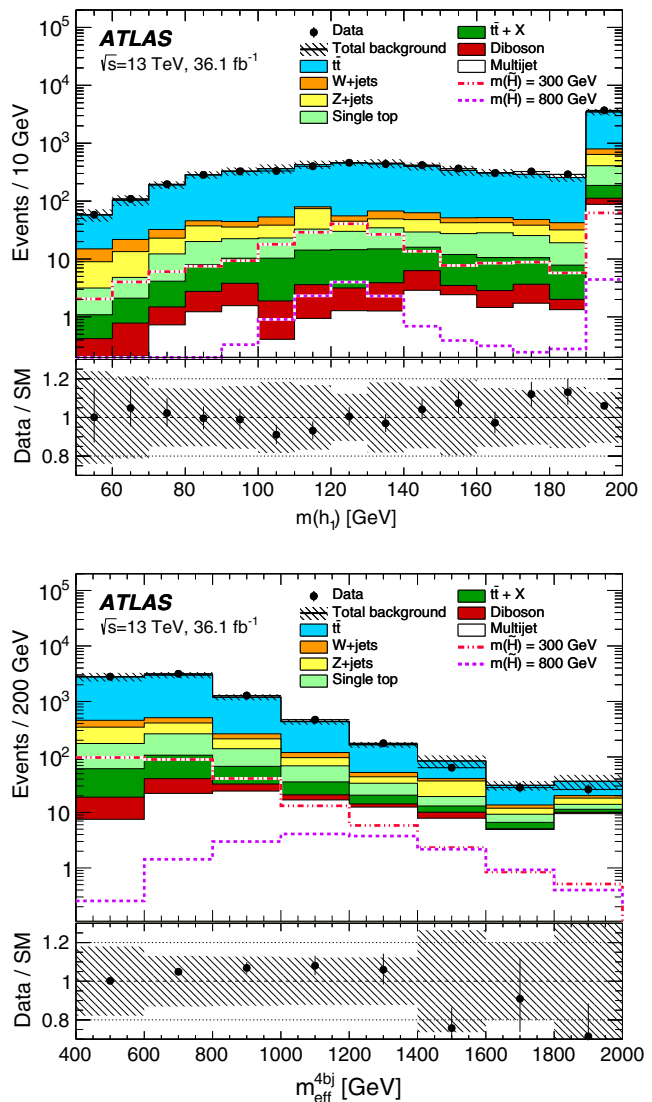


FIG. 2. Distributions of $m(h_1)$ (top) and m_{eff} (bottom) for events passing the preselection criteria of the high-mass analysis. All backgrounds (including $t\bar{t}$) are normalized using the best available theoretical calculation described in Sec. IV. The dashed histograms show the distributions of the variables for selected signal models at the best available theoretical cross section. The statistical and experimental systematic uncertainties (as defined in Sec. VII A) are included in the uncertainty band. The last bin includes overflows.

TABLE II. Signal region definitions for the high-mass analysis. The units of E_T^{miss} , $m_{T,\text{min}}^{b\text{-jets}}$, $m(h_1)$, $m(h_2)$, and m_{eff} are GeV. These variables are defined in Sec. VI A 1.

	SR-3b-meff1-	SR-3b-meff2-	SR-3b-meff3-	SR-4b-meff1-	SR-4b-meff1-	SR-4b-meff2-	SR-4b-meff2-	SR-4b-meff1-A-
	A	A	A	A	B	A	B	disc
$N_{b\text{-jet}}$	= 3	= 3	≥ 3	≥ 4	≥ 4	≥ 4	≥ 4	≥ 4
E_T^{miss}					> 200			
$\Delta\phi_{\text{min}}^{4j}$					> 0.4			
N_{jet}	4–5	4–5	4–5	4–5	4–5	4–6	4–6	4–5
$m_{T,\text{min}}^{b\text{-jets}}$	> 150	> 150	> 130
$m(h_1)$					110–150			
$m(h_2)$					90–140			
$\Delta R_{\text{max}}^{bb}$	0.4–1.4	0.4–1.4	0.4–1.4	0.4–1.4	1.4–2.4	0.4–1.4	1.4–2.4	0.4–1.4
m_{eff}	600–850	850–1100	> 1100	600–850	600–850	850–1100	850–1100	> 600

efficiently reconstructs decays of both the Higgs and Z bosons to b -jets, giving sensitivity to final states where the branching ratio of higgsino decays to Higgs bosons is not 100%.

The following variables, constructed from the selected jets and the \vec{p}_T^{miss} of the event, are used to discriminate between the signal and various backgrounds. The effective mass is defined as the scalar sum of the p_T of the four jets used in the Higgs boson reconstruction and the E_T^{miss} : $m_{\text{eff}} = \sum_{i=1,\dots,4} p_T^{j_i} + E_T^{\text{miss}}$. The minimum $\Delta\phi$ between any of the leading four jets and \vec{p}_T^{miss} , $\Delta\phi_{\text{min}}^{4j} = \min(|\phi_1 - \phi_{\vec{p}_T^{\text{miss}}}|, \dots, |\phi_4 - \phi_{\vec{p}_T^{\text{miss}}}|)$, suppresses multijet backgrounds arising from mismeasured jets. The minimum transverse mass between the \vec{p}_T^{miss} and the three leading b -jets, $m_{T,\text{min}}^{b\text{-jets}} = \min_{i \leq 3} \sqrt{(E_T^{\text{miss}} + p_T^{j_i})^2 - (p_x^{\text{miss}} + p_x^{j_i})^2 - (p_y^{\text{miss}} + p_y^{j_i})^2}$, has a kinematic endpoint near the top mass for $t\bar{t}$ backgrounds, while the value of $m_{T,\text{min}}^{b\text{-jets}}$ can be much larger in signal processes. The N_{jet} and $N_{b\text{-jet}}$ variables are the number of selected signal jets and b -jets, respectively. The masses of the higher- and lower-mass candidate Higgs bosons are $m(h_1)$ and $m(h_2)$.

Preselection criteria for the high-mass analysis require $E_T^{\text{miss}} > 200$ GeV, in addition to the E_T^{miss} trigger requirement, and at least four jets of which at least three must be b -tagged. The events are required to have no selected leptons, and $\Delta\phi_{\text{min}}^{4j} > 0.4$. The data and the predicted background are found to agree well at the preselection level, as shown in Fig. 2. Selected signal models are overlaid for comparison.

To enhance the sensitivity to the various signal benchmarks described in Sec. II, multiple SRs are defined. Seven fully orthogonal signal regions optimized for exclusion sensitivity are defined in Table II. The regions are defined by b -jet multiplicity, $\Delta R_{\text{max}}^{bb}$, and m_{eff} . Requirements on $m_{T,\text{min}}^{b\text{-jets}}$ and N_{jet} are optimized within each of these bins separately. All signal regions require $E_T^{\text{miss}} > 200$ GeV so that the trigger is efficient, and all require $\Delta\phi_{\text{min}}^{4j} > 0.4$ to

suppress backgrounds from multijet production. The names of the signal regions are defined as SR-X-meffY-Z: X can be 3b or 4b and defines the b -jet multiplicity; $Y \in \{1, 2, 3\}$ defines the particular bin in m_{eff} ; and $Z \in \{A, B\}$ defines the $\Delta R_{\text{max}}^{bb}$ bin.

While the previously described regions are optimized to maximize the exclusion sensitivity to particular models, the m_{eff} binning in some cases reduces the signal contribution in individual bins, thereby reducing the discovery sensitivity. For this reason, two single-bin SRs, targeting medium- and high-mass higgsinos, are optimized for discovery. At intermediate mass, the most sensitive region modifies SR-4b-meff1-A by removing the upper bound on m_{eff} ; this region is called SR-4b-meff1-A-disc and is also defined in Table II. At high mass, the SR-3b-meff3-A already has no upper bound on m_{eff} and is therefore already a region with strong discovery sensitivity. Both of these regions are defined to probe the existence of a signal and in its absence to assess model-independent upper limits on the number of signal events.

All aspects of the SR definitions, including the choice of Higgs boson reconstruction algorithm and the variables used in the analysis together with their associated cuts, were optimized using simulated events.

2. Background estimation strategy

The main background in the SRs is the production of a $t\bar{t}$ pair in association with heavy- and light-flavor jets. A normalization factor for this background is extracted for each SR from a data control region that has comparable background composition and kinematics, ensured by using similar kinematic requirements in the two regions. The CRs and SRs are defined to be mutually exclusive by binning in $m(h_1)$ and $m(h_2)$, as shown in Fig. 3. Signal contributions in the CRs are suppressed by choosing events with Higgs boson candidate masses far from the SM value, leading to a signal contamination in the CRs of 10% at most. Requirements on variables such as $m_{T,\text{min}}^{b\text{-jets}}$ are loosened in order to provide enough events in the CR to provide a

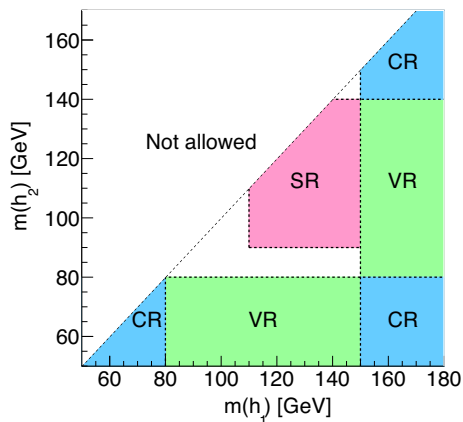


FIG. 3. The division of signal, control, and validation regions using the $m(h_1)$ and $m(h_2)$ variables in the high-mass analysis.

meaningful normalization. The $t\bar{t}$ normalization is cross-checked in validation regions similar in background composition to the SR.

The non- $t\bar{t}$ backgrounds consist mainly of single-top, $W + \text{jets}$, $Z + \text{jets}$, $t\bar{t} + W/Z/h$, $t\bar{t}t\bar{t}$ and diboson events. The shape of each distribution for these processes is taken from the simulation, and they are normalized using the best available theory prediction. The multijet background is very small or negligible in all regions. It is estimated using a procedure described in Ref. [74], in which the jet response is determined from simulated dijet events and tuned to data. The response function and corrections are derived separately for b -tagged jets. This response function is then used to smear the p_T of jets in multijet events from data with low E_T^{miss} significance, defined as $E_T^{\text{miss}} / \sqrt{\sum_i p_{T,i}^2}$, where the sum is over all jets in the event. The smeared predictions are normalized to the recorded luminosity using a control region with $\Delta\phi_{\text{min}}^{4j} < 0.1$, where the E_T^{miss} is directly attributable to mismeasurement of one of the jets. The results are validated with data in the region $0.1 < \Delta\phi_{\text{min}}^{4j} < 0.4$.

Control regions used to normalize the $t\bar{t}$ background are constructed to be as similar to the signal regions as possible, although requirements on $m_{T,\text{min}}^{b\text{-jets}}$ are relaxed to

increase the statistical precision in the control region. The control regions are made orthogonal to the signal regions by changing the mass requirement on the Higgs boson candidates. Each m_{eff} bin of the SR has a corresponding CR; bins in $\Delta R_{\text{max}}^{bb}$ are combined to increase the statistical power of the control regions. The names of the control regions follow those of the signal regions and are summarized in Table III. Because the discovery region SR-4b-meff1-A-disc is nearly the same as the SR-4b-meff1-A region, CR-4b-meff1 is used to normalize both. The values of the normalization factors, the expected numbers of background events, and the observed data yields in all the CRs of the high-mass analysis are shown in Fig. 4.

Finally, the validation regions are used to measure the accuracy of the control region normalizations. They are made orthogonal to the signal and control regions by changing the mass requirement on the Higgs boson candidates, using the low-mass sideband of $m(h_2)$ and the high-mass sideband of $m(h_1)$ as shown in Fig. 3. To accept more events, the $m_{T,\text{min}}^{b\text{-jets}}$ and $\Delta R_{\text{max}}^{bb}$ requirements are loosened, and the m_{eff} requirements are lowered in some cases as well. The full definitions are shown in Table IV. The signal contamination in the VRs for signals near the limit of sensitivity is found to be less than 10%.

The expected SM background is determined separately in each SR from a profile likelihood fit [75] implemented in the HistFitter framework [76], referred to as a background-only fit. The fit uses as a constraint the observed event yield in the associated CR to adjust the $t\bar{t}$ normalization, assuming that no signal contributes to this yield, and applies that normalization factor to the number of $t\bar{t}$ events predicted by simulation in the SR.

The inputs to the fit for each SR are the numbers of events observed in its associated CR and the numbers of events predicted by simulation in each region for all background processes. The numbers of observed and predicted events in each CR are described by Poisson probability density functions. The systematic uncertainties, described in Sec. VII A, in the expected values are included in the fit as nuisance parameters. They are constrained by Gaussian distributions with widths corresponding to the

TABLE III. Control region definitions in the high-mass analysis. The units of E_T^{miss} , $m_{T,\text{min}}^{b\text{-jets}}$, $m(h_1)$, $m(h_2)$, and m_{eff} are GeV. These variables are defined in Sec. VIA 1.

	CR-3b-meff1	CR-3b-meff2	CR-3b-meff3	CR-4b-meff1	CR-4b-meff2
$N_{b\text{-jet}}$	= 3	= 3	≥ 3	≥ 4	≥ 4
E_T^{miss}			> 200		
$\Delta\phi_{\text{min}}^{4j}$			> 0.4		
N_{jet}	4-5	4-5	4-5	4-5	4-6
$m_{T,\text{min}}^{b\text{-jets}}$	> 100	> 100	> 100
$m(h_1), m(h_2)$	$(m(h_1) < 80, m(h_2) < 80)$ or $(m(h_1) > 150, m(h_2) < 80)$ or $(m(h_1) > 150, m(h_2) > 140)$				
$\Delta R_{\text{max}}^{bb}$	0.4-4	0.4-4	0.4-4	0.4-4	≥ 0.4
m_{eff}	600-850	850-1100	> 1100	600-850	850-1100

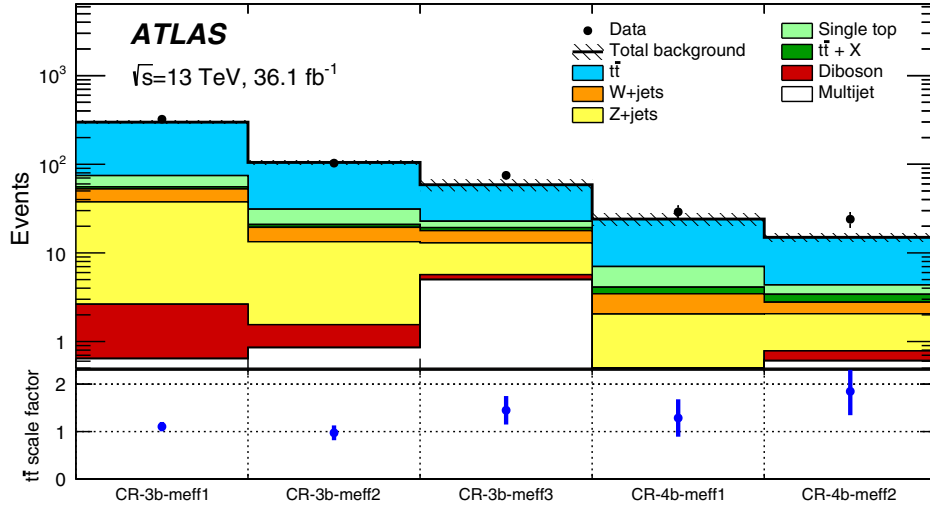


FIG. 4. Event yields in control regions and related $t\bar{t}$ normalization factors after the background-only fit for the high-mass analysis. The upper panel shows the observed number of events and the predicted background yield before the fit. All uncertainties described in Sec. VII A are included in the uncertainty band. The background category $t\bar{t} + X$ includes $t\bar{t}W/Z$, $t\bar{t}H$, and $t\bar{t}t\bar{t}$ events. The $t\bar{t}$ normalization is obtained from the fit and is displayed in the bottom panel.

sizes of the uncertainties and are treated as correlated, when appropriate, between the various regions. The product of the various probability density functions forms the likelihood, which the fit maximizes by adjusting the $t\bar{t}$ normalization and the nuisance parameters.

B. Low-mass analysis

1. Event selection

The low-mass analysis targets events with reduced E_T^{miss} where the high-mass analysis has no sensitivity. Events are required to have at least four b -tagged jets. If more than four jets in the event are b -tagged, the four jets with the highest b -tagging score are used. When forming the Higgs candidates from the four jets, a weak requirement on the maximum ΔR separation of the jets is imposed as a function of the invariant mass of the di-Higgs system. After applying this selection, the optimal pairing of the jets into Higgs candidates is achieved by minimizing the quantity D_{hh} , defined as

$$D_{hh} = \left| m_{2j}^{\text{lead}} - \frac{120}{110} m_{2j}^{\text{subl}} \right|,$$

where m_{2j}^{lead} and m_{2j}^{subl} are the masses of the leading and subleading Higgs boson candidates, respectively. This definition is consistent with pairing the jets into two Higgs boson candidates of roughly equal mass. The subleading mass is scaled by the ratio of the median values of the narrowest intervals in m_{2j}^{lead} and m_{2j}^{subl} that contain 90% of the signal in simulations. The pairing used in the high-mass analysis, which combines the b -tagged jets with the smallest ΔR separation into Higgs boson candidates, is suboptimal for the low-mass analysis. This is because the Higgs bosons from low-mass signals have lower p_T , resulting in a larger ΔR separation of the b -quarks from their decays.

After selecting the two Higgs boson candidates, the background mostly consists of multijet events and a small contribution from $t\bar{t}$ production. The $t\bar{t}$ background consists

TABLE IV. Validation region definitions in the high-mass analysis. The units of E_T^{miss} , $m_{T,\text{min}}^{b\text{-jets}}$, $m(h_1)$, $m(h_2)$, and m_{eff} are GeV. These variables are defined in Sec. VI A 1.

	VR-3b-meff1-A	VR-3b-meff2-A	VR-3b-meff3-A	VR-4b-meff1-A	VR-4b-meff1-B	VR-4b-meff2-A	VR-4b-meff2-B
$N_{b\text{-jet}}$	= 3	= 3	≥ 3	≥ 4	≥ 4	≥ 4	≥ 4
E_T^{miss}				> 200			
$\Delta\phi_{\text{min}}^{A_j}$				> 0.4			
N_{jet}	4–5	4–5	4–5	4–5	4–5	4–6	4–6
$m_{T,\text{min}}^{b\text{-jets}}$	> 120	> 100	> 80
$m(h_1), m(h_2)$		(80 < $m(h_1)$ < 150, $m(h_2)$ < 80) or ($m(h_1)$ > 150, 90 < $m(h_2)$ < 140)					
$\Delta R_{\text{max}}^{bb}$	0.4–1.5	0.4–1.7	0.4–1.7	0.4–1.7	1.4–3	0.4–1.7	1.4–3
m_{eff}	550–900	800–1150	> 1050	550–900	550–900	800–1150	800–1150

of hadronic $t\bar{t}$ events at low E_T^{miss} and leptonic $t\bar{t}$ events at high E_T^{miss} . For approximately 50% of the leptonic $t\bar{t}$ events, the two Higgs boson candidates are formed from the two b -jets from the top quark decays and a $b\bar{b}$ pair from initial-state radiation. For the hadronic $t\bar{t}$ and the remaining leptonic $t\bar{t}$ events, the Higgs candidates are predominantly formed from different combinations of b -jets and c -jets from the top quark decay chain and from initial-state radiation. In order to reduce the $t\bar{t}$ background, events are rejected if they have at least one light lepton (electron or muon) or if a hadronically decaying top quark candidate is found in the event. The top quark candidate is formed from three jets of which one must be a constituent jet of a Higgs boson candidate and is treated as the b -jet originating from the top decay. The other two jets form the W boson from the top decay. At least one of the jets forming the W boson is required not to be a constituent jet of a Higgs boson candidate since at least one of the jets from the W decay must be a light jet for which the mistag probability is very low. The probability of compatibility with the top quark decay hypothesis is then determined using the variable

$$X_{Wt} = \sqrt{\left(\frac{m_W - 80.4 \text{ GeV}}{0.1 \times m_W}\right)^2 + \left(\frac{m_t - 172.5 \text{ GeV}}{0.1 \times m_t}\right)^2},$$

where m_W and m_t are the reconstructed W boson and top quark candidate masses and $0.1 \times m_W$ and $0.1 \times m_t$ are their approximate mass resolutions. If a combination of jets in the event gives $X_{Wt} < 1.8$, there is a high probability of compatibility with the top quark hypothesis and the event is vetoed. The combination of the lepton veto and the criterion for X_{Wt} removes approximately 65% of the leptonic $t\bar{t}$ events with a signal efficiency of at least 85%. After applying the selection, the contribution from $t\bar{t}$ production is 3% of the total yield and more than 50% for $E_T^{\text{miss}} > 200 \text{ GeV}$.

The signal region is defined by the requirement

$$X_{hh}^{\text{SR}} = \sqrt{\left(\frac{m_{2j}^{\text{lead}} - 120 \text{ GeV}}{0.1 \times m_{2j}^{\text{lead}}}\right)^2 + \left(\frac{m_{2j}^{\text{subl}} - 110 \text{ GeV}}{0.1 \times m_{2j}^{\text{subl}}}\right)^2} < 1.6,$$

where $0.1 \times m_{2j}^{\text{lead}}$ and $0.1 \times m_{2j}^{\text{subl}}$ represent the approximate mass resolution of the leading and subleading Higgs boson candidates, respectively. The central values for the masses of the Higgs boson candidates of 120 and 110 GeV, as well as the value of the X_{hh}^{SR} cut, were optimized using the data-driven background model described in Sec. VI B 2 and simulated signal events.

Additionally, as described in Sec. IV, the events are required to pass at least one of three triggers requiring multiple jets or b -tagged jets. For signal events passing the

TABLE V. Discovery region definitions in the low-mass analysis. The variables are defined in Sec. VI A 1.

Region	Lower bound [GeV]	
	E_T^{miss}	m_{eff}
low-SR-MET0-meff440	0	440
low-SR-MET150-meff440	150	440

full selection, this combination of triggers is more than 90% efficient for the 130 GeV mass point, rising to 100% efficiency for higgsino masses of 400 GeV and above. The per-event efficiency of this trigger combination is determined using per-jet efficiencies measured to a precision of $\sim 1\%$ in dileptonic $t\bar{t}$ events. These per-jet efficiencies are then converted to per-event efficiencies using a MC-based method that accounts for jet-jet correlations. The uncertainties in the final per-event trigger efficiencies is estimated to be $\sim 2\%$.

Several variables are investigated to identify those most sensitive to the signal. By applying the statistical analysis described in Sec. VIII, it is found that E_T^{miss} and m_{eff} provide the highest sensitivity. The E_T^{miss} is a powerful discriminant for moderate-mass higgsinos, while low-mass higgsinos are obscured by the high level of background at low E_T^{miss} . The variable m_{eff} gives better discrimination for these low-mass higgsinos. To gain from possible correlations between the two variables, the final discriminant used in the statistical analysis is the two-dimensional distribution of events in both variables via a histogram with the following lower bin edges:

$$E_T^{\text{miss}} = \{0, 20, 45, 70, 100, 150, 200\} \text{ GeV},$$

$$m_{\text{eff}} = \{160, 200, 260, 340, 440, 560, 700, 860\} \text{ GeV}.$$

In addition, two dedicated signal regions provide robust single-bin regions optimized for the discovery of SUSY signatures. The two regions are optimized using signals for the 150 and 300 GeV mass points, which are representative of the mass range where this analysis is sensitive. The region definitions are given in Table V.

2. Background estimation

The background is estimated using a fully data-driven method. It relies on an independent sample of events with very low signal contamination selected using the same triggers and selection criteria as described in Sec. VI B except that instead of four b -tagged jets, exactly two b -tagged jets and at least two jets that are not b -tagged are required. The two non- b -tagged jets are chosen randomly from the other jets in the event, and the two Higgs boson candidates are then formed by minimizing D_{hh} . The resulting sample is referred to as the “2-tag” sample and is

approximately 200 times larger than the sample with four b -tagged jets, hereafter referred to as the “4-tag” sample.

The background estimate in the 4-tag sample is obtained by reweighting the events in the 2-tag sample to take into account the differences introduced by the additional b -tagging. These differences arise because the b -tagging efficiency and the c - and light-jet mistag rates vary as a function of jet p_T and η , the various multijet processes contribute in different proportions, and the fraction of events passed by each trigger changes.

To derive the background model and estimate uncertainties in the background prediction, the following regions in the mass plane of the leading and subleading p_T Higgs boson candidates are defined: control region (CR), validation region 1 (VR1) and validation region 2 (VR2), using the variables

$$R_{hh}^{\text{CR}} \equiv \sqrt{(m_{2j}^{\text{lead}} - 126.0 \text{ GeV})^2 + (m_{2j}^{\text{subl}} - 115.5 \text{ GeV})^2},$$

$$X_{hh}^{\text{VR1}} \equiv \sqrt{\left(\frac{m_{2j}^{\text{lead}} - 96 \text{ GeV}}{0.1 \times m_{2j}^{\text{lead}}}\right)^2 + \left(\frac{m_{2j}^{\text{subl}} - 88 \text{ GeV}}{0.1 \times m_{2j}^{\text{subl}}}\right)^2},$$

$$X_{hh}^{\text{VR2}} \equiv \sqrt{\left(\frac{m_{2j}^{\text{lead}} - 149 \text{ GeV}}{0.1 \times m_{2j}^{\text{lead}}}\right)^2 + \left(\frac{m_{2j}^{\text{subl}} - 137 \text{ GeV}}{0.1 \times m_{2j}^{\text{subl}}}\right)^2}.$$

All regions satisfy the same selection criteria as those for the SR, except for the requirement on X_{hh}^{SR} . The control region is defined by $R_{hh}^{\text{CR}} < 55 \text{ GeV}$ and excludes the SR, $X_{hh}^{\text{SR}} > 1.6$. The two validation regions are defined by functional forms similar to that of the SR but are displaced towards lower and higher Higgs boson candidate masses satisfying $X_{hh}^{\text{VR1}} < 1.4$ and $X_{hh}^{\text{VR2}} < 1.25$, respectively. The CR center (126,115) was set so that the

means of the Higgs candidates’ mass distributions in the control region are equal to those in the signal region. The VR definitions were optimized to be similar to the SR while retaining sufficient statistical precision to test the background model. The CR and VRs are defined in both the 2-tag and 4-tag samples. Figure 5 shows the distributions of m_{2j}^{lead} versus m_{2j}^{subl} for the 2-tag and the 4-tag data after the event selection with the region definitions superimposed.

The background model is determined by deriving the reweighting function from the 2-tag and 4-tag data in the CR. The background estimate in the 4-tag SR is then produced from the 2-tag data in the SR by applying the reweighting function derived in the CR. The uncertainties related to the extrapolation into the SR are estimated by using the background model to reweight the 2-tag data in the validation regions and studying the differences relative to the 4-tag data in these regions. When estimating the extrapolation uncertainties, the background model is rederived while excluding the validation regions from the CR in order to obtain an unbiased estimate of the uncertainties. The uncertainties in the background model are further described in Sec. VII.

The reweighting function defining the background model is split into an overall normalization and a component that describes the kinematical differences between the 2-tag and 4-tag data. The measured value of the normalization factor, $\mu_{2\text{-tag}}$, found in the CR is

$$\mu_{2\text{-tag}} = \frac{n_{4\text{-tag}}}{n_{2\text{-tag}}} = (6.03 \pm 0.03) \times 10^{-3},$$

where $n_{2\text{-tag}/4\text{-tag}}$ denotes the number of 2-tag or 4-tag events, respectively, and the quoted uncertainty is the statistical uncertainty of the event yields in the CR.

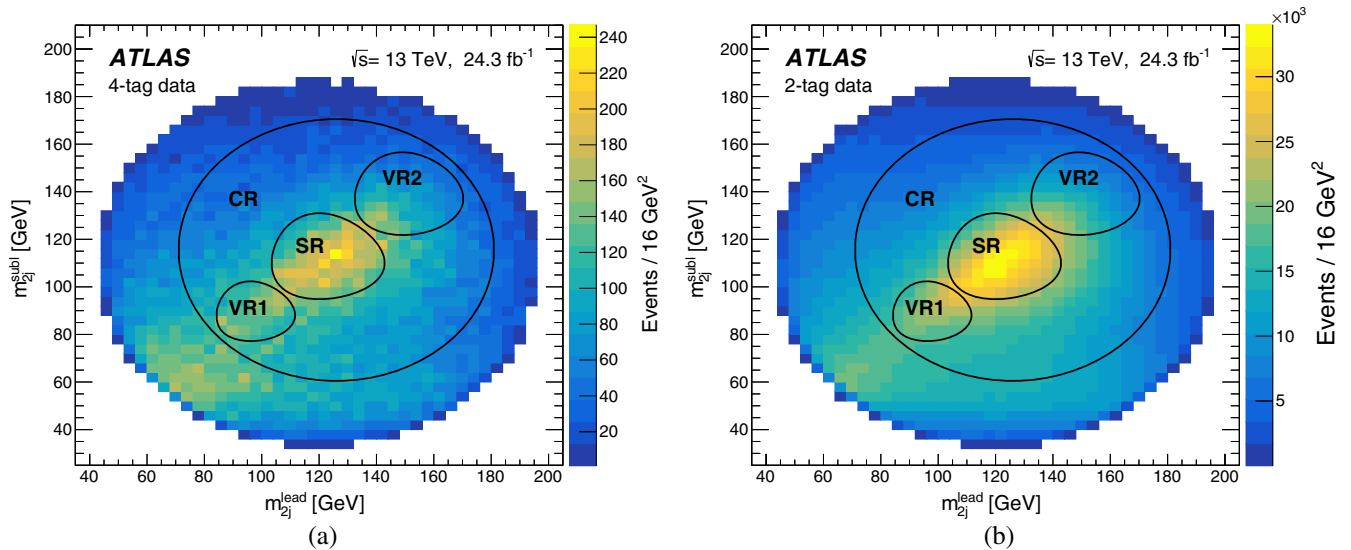


FIG. 5. The distribution of m_{2j}^{lead} versus m_{2j}^{subl} for (a) the 4-tag data, and (b) the 2-tag data used to model the background. The region definitions are superimposed.

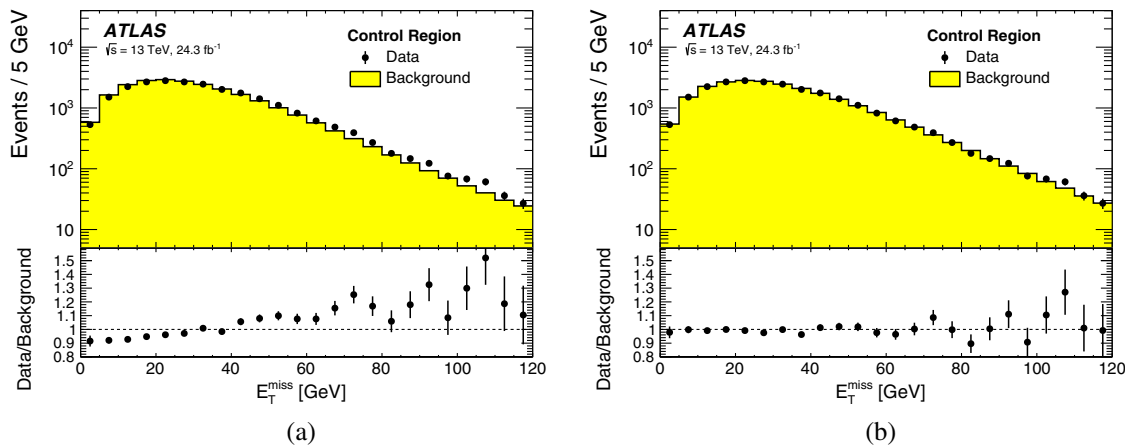


FIG. 6. Distribution of E_T^{miss} in the control region (a) before and (b) after the BDT reweighting is applied.

The differing composition of 2-tag and 4-tag regions can create kinematic differences between these samples. For example, events in the 4-tag region are often produced through two gluons splitting to $b\bar{b}$ pairs, resulting in pairs of jets closer to each other, while this process contributes a smaller fraction of the 2-tag events. To correct for the kinematic differences between the 2-tag and 4-tag data, the 2-tag events from the CR are reweighted using boosted decision trees (BDT) based on the `hep_ml` toolkit [77]. This regression BDT allows the reweighting of events based on multiple variables simultaneously, correctly treating their correlations, while avoiding the “curse of dimensionality” that afflicts approaches based on multi-dimensional histograms. The BDT reweighting method was previously used by the LHCb experiment [78].

At each node of the decision tree, all the input variables of the BDT are tested with requirements that split the distribution of that variable into two bins. The split that produces the two-bin distribution with the maximum χ^2

between the 2-tag and 4-tag distribution is used to split the node into two subnodes. This process identifies the region in phase space where the difference between the 2-tag and 4-tag data is largest and therefore requires the largest correction factor. The splitting repeats for subsequent nodes of the tree, until reaching a set of stop criteria defined by the hyperparameters. The hyperparameters used in the BDT along with their values are the following: maximum number of layers (5), minimum number of events per node (250), number of trees (100), event sampling fraction (0.7), and learning rate (0.25). The BDT hyperparameters are optimized to provide a robust reweighting procedure with good statistical precision for the weights by using relatively few layers, which divide the entire space of variables into only $\mathcal{O}(30)$ regions.

After the tree is formed, each endpoint bin (leaf) contains a number of events for 2-tag and 4-tag data. The ratio of these, $\mu_{\text{leaf}} = \sum_i n_{4\text{-tag}} / \sum_j n_{2\text{-tag}}$, is the reweighting correction for the 2-tag events on that leaf. The reweighting

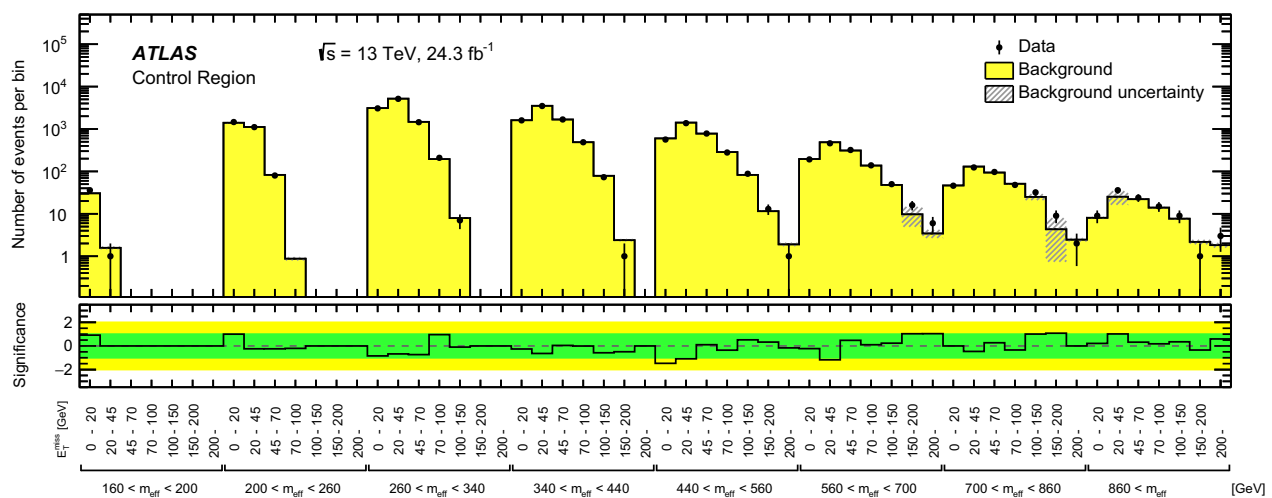


FIG. 7. The unrolled distribution of E_T^{miss} and m_{eff} for data and background in the control region of the low-mass analysis. The bottom panel shows the significance of any disagreement between the data and the background model. Only the statistical and nonclosure uncertainties, described in Sec. VII B, are shown.

correction is multiplied by the learning rate, $0 < \lambda \leq 1$, and then applied to the 2-tag events as a scaling factor, $\exp(\lambda \log \mu_{\text{leaf}})$, before the procedure is repeated with the formation of a new decision tree (cf. boosting in a standard BDT for discrimination). The final weight for a given 2-tag event is the product of the weights from each individual tree, $\prod \exp(\lambda \log \mu_{\text{leaf}})$, renormalized to the total number of 4-tag events.

The variables passed to the reweighting BDT are optimized by identifying one at a time the single most important variable to be added to the set of variables until no further improvement in the reweighting is observed. The resulting set consists of 27 variables, including the p_T , η , and the ΔR separation of the Higgs boson candidate jets; the p_T and separation in η of each Higgs boson candidate; the di-Higgs invariant mass; E_T^{miss} ; X_{Wt} ; and information about jet multiplicity and substructure. Figure 6 shows the distribution of E_T^{miss} in the CR (a) before and (b) after the reweighting is applied. It is seen that the reweighted E_T^{miss} spectrum agrees well with the 4-tag data in the control region. The other variables used in the BDT training are also well modeled. Figure 7 shows the background prediction from the BDT and data in the CR in the unrolled two-dimensional distribution of E_T^{miss} and m_{eff} .

The background prediction is cross-checked with an alternative model where the BDT is replaced with an iterative one-dimensional reweighting method using one-dimensional projections to derive the correction factors. The correction factors are determined and applied for one variable at a time, iterating over all variables three times. This is done in a fully data-driven model and in a partially data-driven model where simulation is used to model the contributions from $t\bar{t}$ and $Z(\rightarrow \nu\nu) + \text{jets}$. Good agreement is found in all cross-checks.

VII. SYSTEMATIC UNCERTAINTIES

A. High-mass analysis

The systematic uncertainties in the background prediction for the signal regions of the high-mass analysis arise from the extrapolation of the $t\bar{t}$ normalization obtained in the CRs to the SRs as well as from the yields of the minor backgrounds in the SRs, which are predicted by the simulation.

The detector-related systematic uncertainties affect both the background estimate and the signal yield. The largest sources in this analysis relate to the jet energy scale (JES), jet energy resolution (JER) and the b -tagging efficiencies and mistagging rates. The JES uncertainties are derived from $\sqrt{s} = 13$ TeV data and simulations [79] while the JER uncertainties are extrapolated from 8 TeV data using MC simulations [80]. The impact of the JES uncertainties on the expected background yields is between 5% and 60%, while JER uncertainties affect the background yields by approximately 10%–50% in the various regions. Uncertainties in the measured b -tagging efficiencies and mistagging rates are the

subleading sources of experimental uncertainty. The impact of these uncertainties on the expected background yields is 10%–60% depending on the region. All jet measurement uncertainties are propagated to the calculation of E_T^{miss} , and additional uncertainties are included in the scale and resolution of the soft term. The overall impact of the E_T^{miss} soft-term uncertainties is also small.

Since the normalization of the $t\bar{t}$ background is extracted from data in the CRs, uncertainties in the modeling of this background only affect the extrapolation from the CRs to the SRs and VRs. Hadronization and parton shower modeling, matrix element modeling, and initial- and final-state radiation modeling are assessed by the procedures described in Ref. [81]. An additional uncertainty is assigned to the fraction of $t\bar{t}$ events produced in association with additional heavy-flavor jets (i.e., $t\bar{t} + \geq 1b$ and $t\bar{t} + \geq 1c$), a process that has large theoretical uncertainties. Simulation studies show that the heavy-flavor fractions in each set of SR, CR and VR, which have almost identical b -tagged jets requirements, are similar. Therefore, the theoretical uncertainties in this fraction affect these regions in a similar way and largely cancel out in the semi-data-driven $t\bar{t}$ normalization based on the observed CR yields. The residual uncertainty in the $t\bar{t}$ prediction is taken as the difference between the nominal $t\bar{t}$ prediction and the one obtained after varying the cross section of $t\bar{t}$ events with additional heavy-flavor jets by 30%, in accordance with the results of the ATLAS measurement of this cross section at $\sqrt{s} = 8$ TeV [82]. This component typically makes a small contribution (0%–8%) to the total impact of the $t\bar{t}$ modeling uncertainty in the background yields, which ranges between 10% and 45% for the various regions. The statistical uncertainty due to the finite size of the CR samples used to extract the $t\bar{t}$ normalization factors, which is included in the systematic uncertainties, ranges from 5% to 25% depending on the SR.

Modeling uncertainties affecting the single-top process arise especially from the interference between the $t\bar{t}$ and Wt processes. This uncertainty is estimated using inclusive $WWbb$ events, generated using MADGRAPH5_AMC@NLO, which are compared with the sum of $t\bar{t}$ and Wt processes also generated with MADGRAPH5_AMC@NLO. Radiation and parton shower modeling uncertainties are assessed as described in Ref. [81]. An additional 5% uncertainty is included in the cross section of single-top processes [83]. Overall, the modeling uncertainties affecting the single-top process lead to changes of at most 11% in the total yields in the various regions. Uncertainties in the $W/Z + \text{jets}$ backgrounds are estimated by varying independently the scales for factorization, renormalization and resummation by factors of 0.5 and 2. The scale used for the matching between jets originating from the matrix element and the parton shower is also varied. The resulting uncertainties in the total yield range from approximately 5% to 20% in the various regions. A 50% normalization uncertainty is

assigned to $t\bar{t} + W/Z/h$, $t\bar{t}t\bar{t}$, and diboson backgrounds; this has no significant impact on the sensitivity of this analysis. Uncertainties arising from variations of the parton distribution functions are found to affect background yields by less than 2%, and therefore these uncertainties are neglected here. Uncertainties due to the number of events in the MC background samples reach approximately 50% in one region, but are typically 20%.

Figure 8 summarizes the relative systematic uncertainties in the background estimate. The total systematic uncertainties range from approximately 30% to 80% in the various SRs.

The uncertainties in the cross sections of signal processes are determined from an envelope of different cross section predictions, as described in Sec. IV. These are also applied in the low-mass analysis.

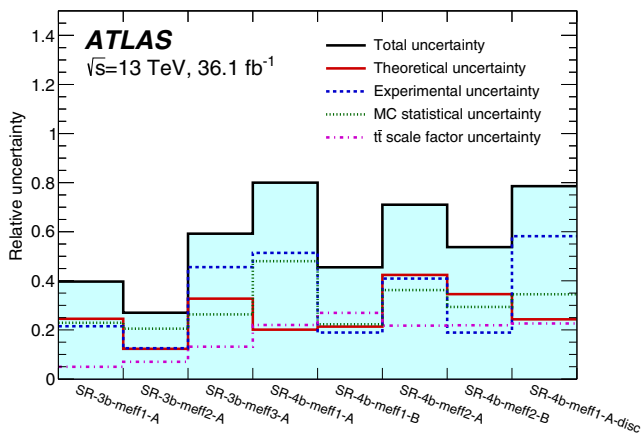


FIG. 8. Relative systematic uncertainties in the background estimate for the high-mass analysis. The individual uncertainties can be correlated, such that the total background uncertainty is not necessarily their sum in quadrature.

B. Low-mass analysis

The total uncertainty in the background prediction in the low-mass signal region has three sources:

- (1) Nonclosure of the shape in the control region.
- (2) Validity of transfer of weights across regions.
- (3) Statistical uncertainty of the 2-tag data in the signal region.

The nonclosure uncertainty reflects any imperfections in the modeling when comparing reweighted 2-tag data to 4-tag data in the control region, which could be the result of an insufficiently flexible reweighting function that is not capable of fully correcting the 2-tag data or relevant variables not being utilized in the reweighting. The normalization of the background model is correct by construction in the control region, but the distributions of variables are not.

Nonclosure uncertainties are evaluated bin-by-bin by computing the difference between the data and the predicted background in the control region defined in Sec. VIB 2 and shown in Fig. 7. If the difference is larger than the combined statistical uncertainty of the data and background, a nonclosure uncertainty equal to the observed discrepancy is assigned to this bin. If the difference is smaller, no nonclosure uncertainty is assigned. These uncertainties are treated as uncorrelated bin-to-bin in the final statistical analysis. Adding bin-to-bin correlations has no significant impact on the final results.

The two validation regions defined in Sec. VIB 2 are used to assess the validity of weight transfer across the Higgs boson candidate mass plane. To replicate the situation in the signal region as closely as possible, the background model is derived using the data in the control region and excluding the data from the validation region under study. It is verified that the background models derived with or without the data in one of the two validation regions are consistent within the uncertainties on the samples.

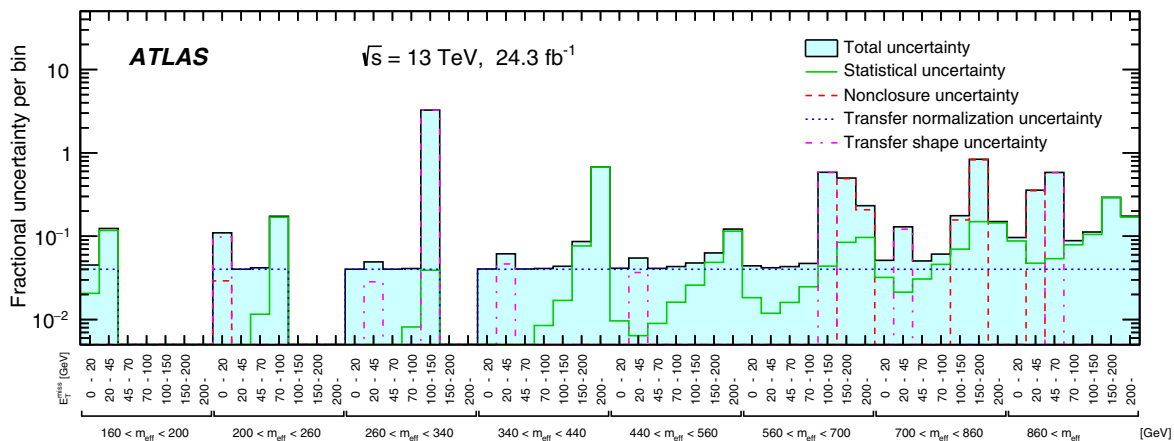


FIG. 9. Breakdown of relative uncertainties in background model in the low-mass analysis. Uncertainties below 0.5% are not shown but are used in the fit.

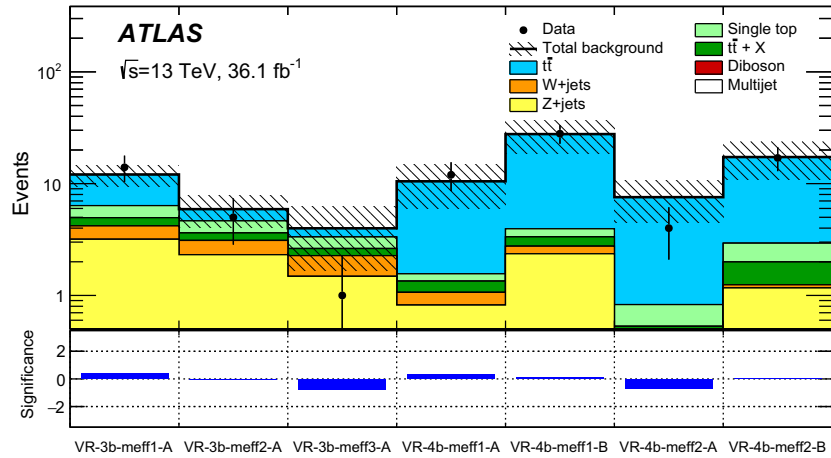


FIG. 10. Results of the background-only fit extrapolated to the VRs of the high-mass analysis. The $t\bar{t}$ normalization is obtained from the fit to the CRs shown in Fig. 4. The upper panel shows the observed number of events and the predicted background yield. The bottom panel shows the significance of any disagreement between the data and the background model [84]. All uncertainties defined in Sec. VII A are included in the uncertainty band. The background category $t\bar{t} + X$ includes $t\bar{t}W/Z$, $t\bar{t}H$, and $t\bar{t}t\bar{t}$ events.

The normalization in VR1 is incorrect by 2.1%, while in VR2 the bias is 4.0%. The 4.0% value is assigned as the transfer normalization uncertainty. Similarly to the non-closure uncertainty, the difference in each bin in both VR1 and VR2 is calculated after normalizing to the total yield in data. For a given bin, the larger of the two differences is assigned as the transfer shape uncertainty if the difference is larger than the combined statistical uncertainty of the data and the background. If the difference is smaller, no transfer shape uncertainty is assigned.

Finally, the uncertainties related to the statistical precision of the 2-tag sample are included. Figure 9 shows

the different components of the background modeling uncertainty.

The detector modeling systematic uncertainties only affect the signal models because the background model is entirely data driven. The detector-related systematic uncertainties include the jet energy scale and resolution, the E_T^{miss} soft term, and the b -tagging efficiency. The lepton energy scale and efficiency uncertainties are negligible given their small size and the rarity of leptons in the signal events. All detector modeling uncertainties are subdominant to the data-driven uncertainties.

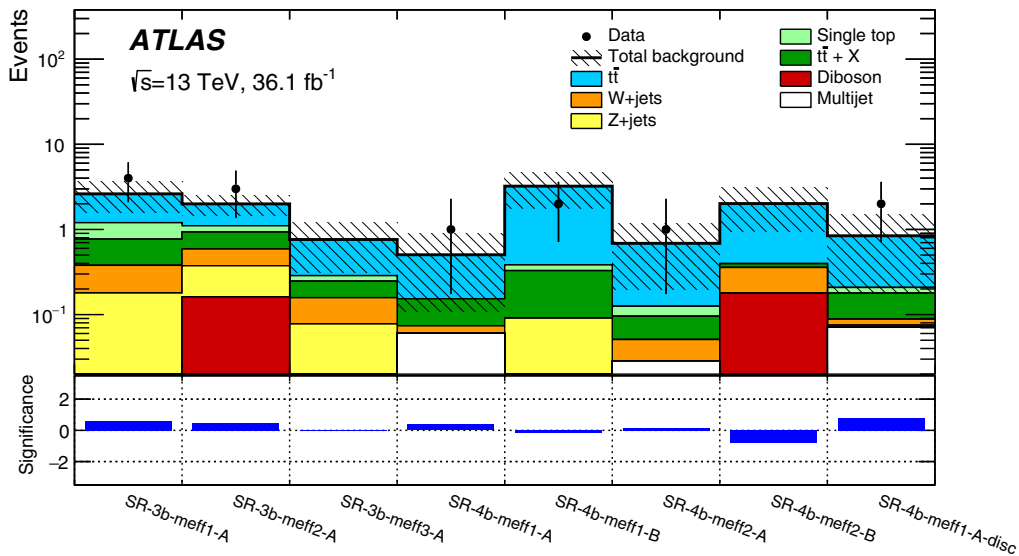


FIG. 11. Results of the background only fit extrapolated to the SRs of the high-mass analysis. The $t\bar{t}$ normalization is obtained from the fit to the CRs shown in Fig. 4. The data in the SRs are not included in the fit. The upper panel shows the observed number of events and the predicted background yield. The bottom panel shows the significance of any disagreement between the data and the background model [84]. All uncertainties defined in Sec. VII A are included in the uncertainty band. The background category $t\bar{t} + X$ includes $t\bar{t}W/Z$, $t\bar{t}H$, and $t\bar{t}t\bar{t}$ events.

TABLE VI. Results of the background-only fit extrapolated to the SRs of the high-mass analysis, for the total background prediction and breakdown of the main background sources. The uncertainties shown include all systematic uncertainties. The data in the SRs are not included in the fit. The background category $t\bar{t}+X$ includes $t\bar{t}W/Z$, $t\bar{t}H$, and $t\bar{t}t\bar{t}$ events. The row “MC-only background” provides the total background prediction when the $t\bar{t}$ normalization is obtained from a theoretical calculation [47].

SR name	SR-3b-meff1-A	SR-3b-meff2-A	SR-3b-meff3-A	SR-4b-meff1-A	SR-4b-meff1-B	SR-4b-meff2-A	SR-4b-meff2-B	SR-4b-meff1-A-disc
N_{obs}	4	3	0	1	2	1	0	2
Total background	2.6 ± 1.0	2.0 ± 0.5	0.8 ± 0.5	0.5 ± 0.4	3.2 ± 1.5	0.7 ± 0.5	2.0 ± 1.1	0.8 ± 0.7
Fitted $t\bar{t}$	1.4 ± 0.8	0.89 ± 0.32	0.5 ± 0.4	0.35 ± 0.33	2.8 ± 1.5	0.6 ± 0.5	1.6 ± 1.0	0.6 ± 0.6
Single top	0.43 ± 0.29	0.17 ± 0.14	0.040 ± 0.017	< 0.01	0.06 ± 0.13	0.030 ± 0.019	< 0.01	0.030 ± 0.019
$t\bar{t}+X$	0.39 ± 0.16	0.34 ± 0.14	0.09 ± 0.04	0.08 ± 0.06	0.24 ± 0.10	0.045 ± 0.025	0.039 ± 0.033	0.09 ± 0.06
Z+jets	0.18 ± 0.14	0.21 ± 0.16	0.07 ± 0.20	< 0.01	0.09 ± 0.04	< 0.01	< 0.01	0.004 ± 0.011
W+jets	0.20 ± 0.06	0.21 ± 0.09	0.08 ± 0.06	0.013 ± 0.009	< 0.01	0.022 ± 0.027	0.18 ± 0.10	0.013 ± 0.008
Diboson	< 0.01	0.16 ± 0.11	< 0.01	< 0.01	< 0.01	< 0.01	0.17 ± 0.08	< 0.01
Multijet	< 0.01	0.004 ± 0.005	0.004 ± 0.006	0.06 ± 0.05	0.0027 ± 0.0021	0.03 ± 0.04	0.007 ± 0.012	0.07 ± 0.05
MC-only background	2.5 ± 1.0	2.0 ± 0.5	0.6 ± 0.4	0.43 ± 0.31	2.6 ± 0.9	0.43 ± 0.27	1.3 ± 0.6	0.7 ± 0.5

VIII. RESULTS

A. High-mass analysis

Figure 10 shows the results of the background-only fit to the CRs, extrapolated to the VRs. The number of events predicted by the background-only fit is compared to the data in the upper panel. The significance is the difference between the observed number of events and the predicted background yield divided by the total uncertainty and is shown for each region in the lower panel. No evidence of significant background mismodeling is observed in the VRs.

The event yields in the SRs of the high-mass analysis are presented in Fig. 11. The significance is shown for each region in the lower panel. No significant excess is found

above the predicted background. The background is dominated by $t\bar{t}$ events in all SRs. The subdominant background contributions are $Z(\rightarrow \nu\nu) + \text{jets}$ and $W(\rightarrow \ell\nu) + \text{jets}$ events, where for $W + \text{jets}$ events the lepton is an unidentified electron or muon or a hadronically decaying τ -lepton. These yields are also shown in Table VI.

B. Low-mass analysis

The unrolled two-dimensional distributions of E_T^{miss} and m_{eff} in the two validation regions for the low-mass analysis are shown Figs. 12 and 13. The significances are shown in the lower panel. No significant mismodeling is observed.

The signal regions for the low-mass analysis are presented in Fig. 14, and the significance of any disagreement

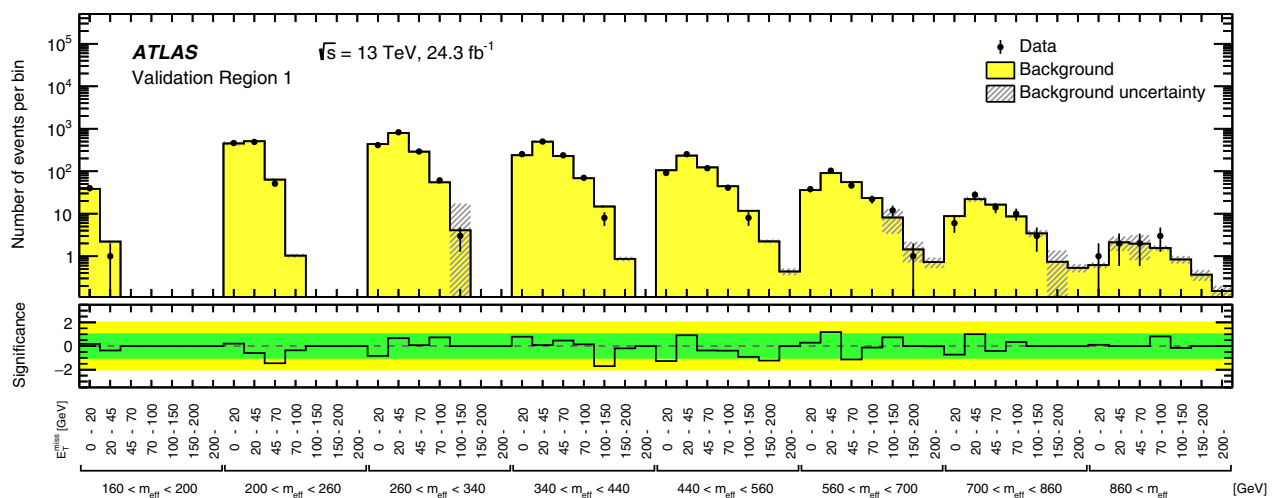


FIG. 12. The unrolled distribution of E_T^{miss} and m_{eff} for data and background in validation region 1 of the low-mass analysis. The bottom panel shows the significance of any disagreement between the data and the background model [84]. All systematic uncertainties described in Sec. VII B are included.

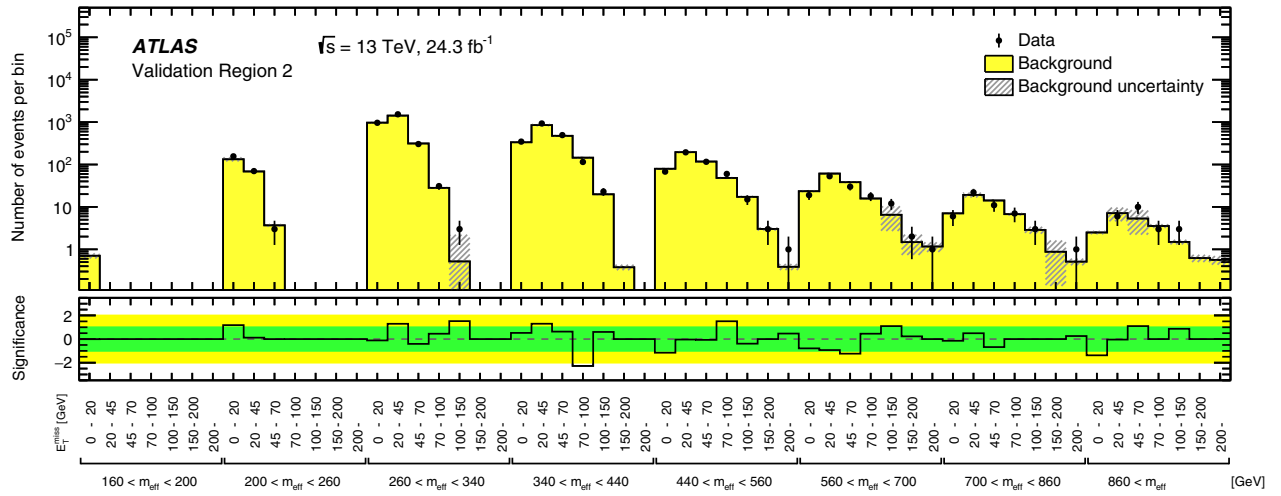


FIG. 13. The unrolled distribution of E_T^{miss} and m_{eff} for data and background in validation region 2 of the low-mass analysis. The bottom panel shows the significance of any disagreement between the data and the background model [84]. All systematic uncertainties described in Sec. VII B are included.

between the data and background model is shown in the bottom panel. No significant excess is found above the predicted background. The most significant upward deviation is observed in the bin $860 < m_{\text{eff}} < 2000$ GeV and $150 < E_T^{\text{miss}} < 200$ GeV, where four events are observed compared to 1.0 ± 0.2 expected. A few other bins at high E_T^{miss} have excesses below 2σ in significance.

IX. INTERPRETATION

Since no significant excess over the expected background from SM processes is observed, the data are used to derive one-sided upper limits at 95% confidence level (C.L.). Two types of interpretation are given

in this paper: model-independent exclusion limits and model-dependent exclusion limits on degenerate \tilde{H} production.

A. Model-independent exclusion limits

Model-independent limits on the number of beyond-the-SM (BSM) events for each of the discovery SRs are derived with pseudoexperiments using the CL_s prescription [85] and neglecting a possible signal contamination in the CR. Only the discovery regions from both the high-mass and low-mass analyses are used in order to simplify the reinterpretation of these limits. Limits are obtained with a fit in each SR which proceeds in the same way as the fit

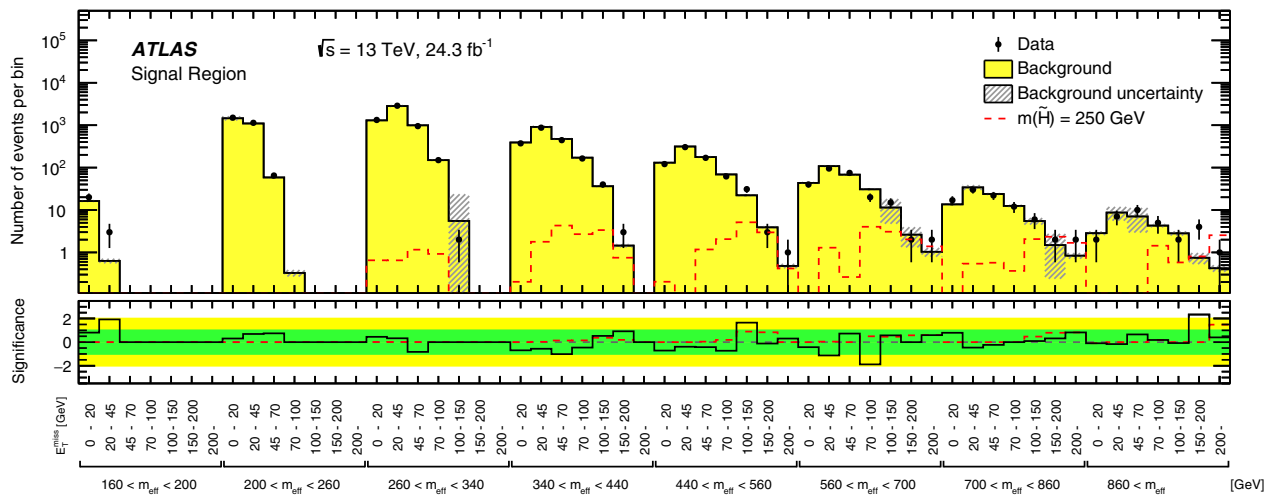


FIG. 14. The unrolled distribution of E_T^{miss} and m_{eff} for data, background and an example signal sample in the signal region of the low-mass analysis. The bottom panel shows the significance of any disagreement between the data and the background model [84]. All systematic uncertainties described in Sec. VII B are included. The dashed line includes the signal contribution and defines the significance as signal/σ .

TABLE VII. For each discovery region, the number of observed events (N_{obs}), the number of predicted events (N_{pred}), and 95% C.L. upper limits on the visible cross section (σ_{vis}^{95}) and on the number of signal events (S_{obs}^{95}) are shown. The fifth column (S_{exp}^{95}) shows the 95% C.L. upper limit on the number of signal events given the expected number (and $\pm 1\sigma$ excursions of the expectation) of background events. The last column indicates the discovery p -value [$p(s=0)$] in significance units. The p -values are capped at 0.5. Results are obtained with 20000 pseudoexperiments.

Signal channel	N_{obs}	N_{pred}	σ_{vis}^{95} [fb]	S_{obs}^{95}	S_{exp}^{95}	p_0 (Z)
high-SR-4b-meff1-A-disc	2	0.8 ± 0.7	0.15	5.5	$4.2_{-0.4}^{+1.3}$	0.15 (1.02)
high-SR-3b-meff3-A	0	0.8 ± 0.5	0.08	3.0	$3.1_{-0.1}^{+1.2}$	0.50 (0.00)
low-SR-MET0-meff440	1063	1100 ± 25	2.3	56	79_{-23}^{+31}	0.50 (0.00)
low-SR-MET150-meff440	17	12 ± 8	0.90	22	19_{-4}^{+5}	0.21 (0.80)

used to predict the background, except that the number of events observed in the SR is included as an input to the fit. Also, an additional parameter for the BSM signal strength, constrained to be non-negative, is fit. Upper limits on the visible BSM cross section (σ_{vis}^{95}) are obtained by dividing the observed upper limits on the number of BSM events by the integrated luminosity. The results are given in Table VII, along with the p_0 -values, the probability of the SM background alone to fluctuate to the observed number of events or higher.

B. Model-dependent exclusion limits

The results are used to place exclusion limits on the higgsino pair production signal model. The results are obtained using the CL_s prescription in the asymptotic

approximation [75]. The signal contamination in the CRs and the experimental systematic uncertainties in the signal are taken into account. All of the regions of the high-mass and low-mass analyses are combined in the respective fits. The analysis with the better expected limit at each generated \tilde{H} mass point is selected for the combined result. The transition between the two analyses occurs at $m_{\tilde{H}} = 300$ GeV. The results for a branching ratio for decays $\tilde{H} \rightarrow h\tilde{G}$ of 100% are shown in Fig. 15(a). Degenerate higgsino masses between 130 and 230 GeV and between 290 and 880 GeV are excluded at 95% confidence level. In the range approximately $200 \text{ GeV} < m_{\tilde{H}} < 300$ GeV, the observed limit is $1-2\sigma$ weaker than expected, due to the data exceeding the background in several bins with $E_{\text{T}}^{\text{miss}} > 100$ GeV in the low-mass analysis.

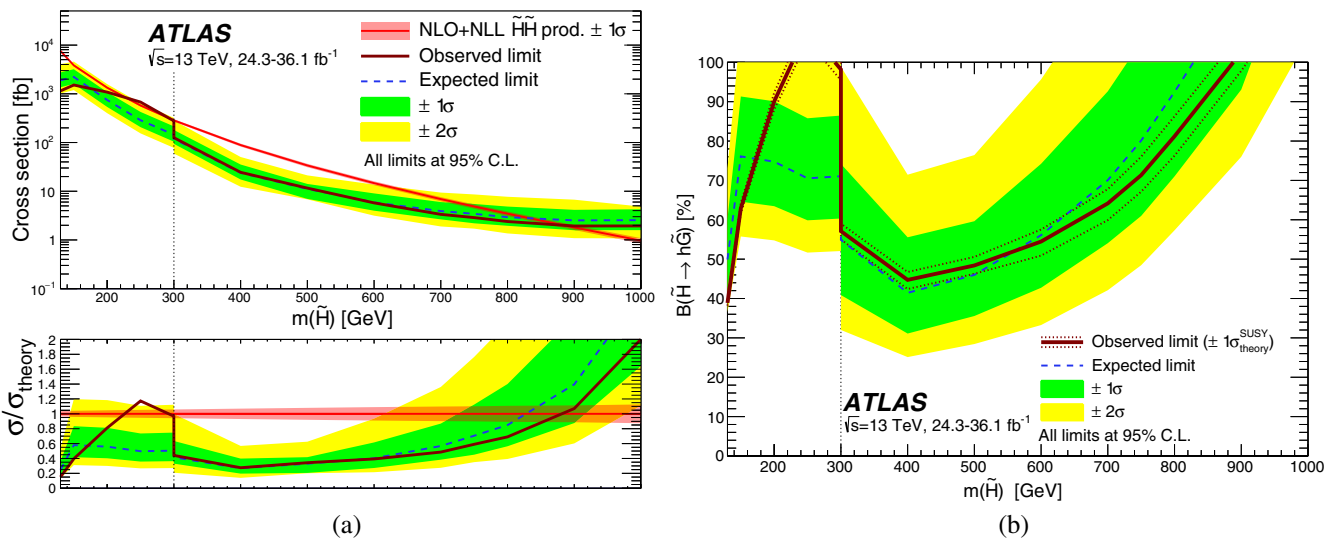


FIG. 15. Exclusion limits on \tilde{H} pair production. In both interpretations, the results of the low-mass analysis are used below $m_{\tilde{H}} = 300$ GeV, while those of the high-mass analysis are used above. In all cases the \tilde{G} is assumed to be nearly massless. The figure shows (a) the observed (solid) vs expected (dashed) 95% upper limits on the \tilde{H} pair production cross section as a function of $m_{\tilde{H}}$. The 1σ and 2σ uncertainty bands on the expected limit are shown as green and yellow, respectively. The theory cross section and its uncertainty are shown in the solid and shaded red curve. The bottom panel shows the ratio of the observed and expected limits with the theory cross section. The figure also shows (b) the observed (solid) vs expected (dashed) 95% limits in the $m_{\tilde{H}}$ vs $B(\tilde{H} \rightarrow h\tilde{G})$ plane, where $B(\tilde{H} \rightarrow h\tilde{G})$ denotes the branching ratio for the decay $\tilde{H} \rightarrow h\tilde{G}$. The 1σ uncertainty band is overlaid in green and the 2σ in yellow. The regions above the lines are excluded by the analyses.

The results are also interpreted in the context of a variable branching ratio, where the \tilde{H} is allowed to decay to Z or Higgs bosons. As with the $100\% \tilde{H} \rightarrow h\tilde{G}$ interpretation, the results of the low-mass analysis are used below $m_{\tilde{H}} = 300$ GeV, while those of the high-mass analysis are used above. The combined limits are shown in Fig. 15(b): branching ratios for decays $\tilde{H} \rightarrow h\tilde{G}$ as low as 45% are excluded for $m_{\tilde{H}} \approx 400$ GeV at 95% confidence level.

X. CONCLUSIONS

A search for pair-produced degenerate higgsinos decaying via Higgs bosons to gravitinos has been performed. LHC pp collision data from the full 2015 and 2016 data-taking periods are studied with an analysis targeting high-mass signals utilizing E_T^{miss} triggers, corresponding to an integrated luminosity of 36.1 fb^{-1} collected at $\sqrt{s} = 13$ TeV by the ATLAS detector, 24.3 fb^{-1} of which is also used by an analysis utilizing b -jet triggers targeting low-mass signals. Each analysis uses multiple signal regions to maximize sensitivity to the signal models under study. The signal regions require several high- p_T jets, of which at least three must be b -tagged, E_T^{miss} , and zero leptons. For the high-mass analysis, the background is dominated by $t\bar{t}$ + jets production, which is estimated by MC simulation, after normalizing the event rate in dedicated control regions. For the low-mass analysis, the background is dominated by multijet production and is estimated directly from the data. No excess is found above the predicted background in any of the signal regions. Model-independent limits are set on the visible cross section for new physics processes. Exclusion limits are set as a function of the mass of the higgsino; masses between 130 and 230 GeV and between 290 and 880 GeV are excluded at 95% confidence level. The results are also interpreted in a model with variable branching ratios of higgsino decays to a Higgs or Z boson and a gravitino: branching ratios to Higgs boson decays as low as 45% are excluded for $m_{\tilde{H}} \approx 400$ GeV.

ACKNOWLEDGMENTS

We thank CERN for the very successful operation of the LHC, as well as the support staff from our institutions without whom ATLAS could not be operated efficiently. We acknowledge the support of ANPCyT, Argentina;

YerPhi, Armenia; ARC, Australia; BMWFW and FWF, Austria; ANAS, Azerbaijan; SSTC, Belarus; CNPq and FAPESP, Brazil; NSERC, NRC and CFI, Canada; CERN; CONICYT, Chile; CAS, MOST and NSFC, China; COLCIENCIAS, Colombia; MSMT CR, MPO CR and VSC CR, Czech Republic; DNRF and DNSRC, Denmark; IN2P3-CNRS, CEA-DRF/IRFU, France; SRNSFG, Georgia; BMBF, HGF, and MPG, Germany; GSRT, Greece; RGC, Hong Kong SAR, China; ISF, I-CORE and Benoziyo Center, Israel; INFN, Italy; MEXT and JSPS, Japan; CNRST, Morocco; NWO, Netherlands; RCN, Norway; MNiSW and NCN, Poland; FCT, Portugal; MNE/IFA, Romania; MES of Russia and NRC KI, Russian Federation; JINR; MESTD, Serbia; MSSR, Slovakia; ARRS and MIZŠ, Slovenia; DST/NRF, South Africa; MINECO, Spain; SRC and Wallenberg Foundation, Sweden; SERI, SNSF and Cantons of Bern and Geneva, Switzerland; MOST, Taiwan; TAEK, Turkey; STFC, United Kingdom; DOE and NSF, United States of America. In addition, individual groups and members have received support from BCKDF, the Canada Council, CANARIE, CRC, Compute Canada, FQRNT, and the Ontario Innovation Trust, Canada; EPLANET, ERC, ERDF, FP7, Horizon 2020 and Marie Skłodowska-Curie Actions, European Union; Investissements d’Avenir Labex and Idex, ANR, Région Auvergne and Fondation Partager le Savoir, France; DFG and AvH Foundation, Germany; Herakleitos, Thales and Aristeia programmes co-financed by EU-ESF and the Greek NSRF; BSF, GIF and Minerva, Israel; BRF, Norway; CERCA Programme Generalitat de Catalunya, Generalitat Valenciana, Spain; the Royal Society and Leverhulme Trust, United Kingdom. The crucial computing support from all WLCG partners is acknowledged gratefully, in particular from CERN, the ATLAS Tier-1 facilities at TRIUMF (Canada), NDGF (Denmark, Norway, Sweden), CC-IN2P3 (France), KIT/GridKA (Germany), INFN-CNAF (Italy), NL-T1 (Netherlands), PIC (Spain), ASGC (Taiwan), RAL (UK) and BNL (USA), the Tier-2 facilities worldwide and large non-WLCG resource providers. Major contributors of computing resources are listed in Ref. [86], South Africa National Research Foundation.

[1] Yu. A. Golfand and E. P. Likhthman, Extension of the algebra of Poincare group generators and violation of p invariance, *Pis'ma Zh. Eksp. Teor. Fiz.* **13**, 452 (1971) [*JETP Lett.* **13**, 323 (1971)].

[2] D. V. Volkov and V. P. Akulov, Is the neutrino a Goldstone particle?, *Phys. Lett. B* **46**, 109 (1973).

[3] J. Wess and B. Zumino, Supergauge transformations in four dimensions, *Nucl. Phys.* **B70**, 39 (1974).

- [4] J. Wess and B. Zumino, Supergauge invariant extension of quantum electrodynamics, *Nucl. Phys.* **B78**, 1 (1974).
- [5] S. Ferrara and B. Zumino, Supergauge invariant Yang-Mills theories, *Nucl. Phys. B* **79**, 413 (1974).
- [6] A. Salam and J. A. Strathdee, Supersymmetry and non-Abelian gauges, *Phys. Lett. B* **51**, 353 (1974).
- [7] G. R. Farrar and P. Fayet, Phenomenology of the production, decay, and detection of new hadronic states associated with supersymmetry, *Phys. Lett. B* **76**, 575 (1978).
- [8] N. Sakai, Naturalness in supersymmetric GUTs, *Z. Phys. C* **11**, 153 (1981).
- [9] S. Dimopoulos, S. Raby, and F. Wilczek, Supersymmetry and the scale of unification, *Phys. Rev. D* **24**, 1681 (1981).
- [10] L. E. Ibanez and G. G. Ross, Low-energy predictions in supersymmetric grand unified theories, *Phys. Lett. B* **105**, 439 (1981).
- [11] S. Dimopoulos and H. Georgi, Softly broken supersymmetry and SU(5), *Nucl. Phys.* **B193**, 150 (1981).
- [12] R. Barbieri and G. F. Giudice, Upper bounds on supersymmetric particle masses, *Nucl. Phys.* **B306**, 63 (1988).
- [13] P. Meade, N. Seiberg, and D. Shih, General gauge mediation, *Prog. Theor. Phys. Suppl.* **177**, 143 (2009).
- [14] C. Cheung, A. L. Fitzpatrick, and D. Shih, (Extra)ordinary gauge mediation, *J. High Energy Phys.* **07** (2008) 054.
- [15] M. Dine and W. Fischler, A phenomenological model of particle physics based on supersymmetry, *Phys. Lett. B* **110**, 227 (1982).
- [16] L. Alvarez-Gaume, M. Claudson, and M. B. Wise, Low-energy supersymmetry, *Nucl. Phys.* **B207**, 96 (1982).
- [17] C. R. Nappi and B. A. Ovrut, Supersymmetric extension of the SU(3) \times SU(2) \times U(1) model, *Phys. Lett. B* **113**, 175 (1982).
- [18] S. Dimopoulos, M. Dine, S. Raby, and S. D. Thomas, Experimental Signatures of Low Energy Gauge-Mediated Supersymmetry Breaking, *Phys. Rev. Lett.* **76**, 3494 (1996).
- [19] K. T. Matchev and S. D. Thomas, Higgs and Z boson signatures of supersymmetry, *Phys. Rev. D* **62**, 077702 (2000).
- [20] M. Carena, S. Heinemeyer, O. Stål, C. E. M. Wagner, and G. Weiglein, MSSM Higgs boson searches at the LHC: Benchmark scenarios after the discovery of a Higgs-like particle, *Eur. Phys. J. C* **73**, 2552 (2013).
- [21] ATLAS Collaboration, The ATLAS Experiment at the CERN Large Hadron Collider, *J. Instrum.* **3**, S08003 (2008).
- [22] ATLAS Collaboration, Search for pair production of Higgs bosons in the $b\bar{b}b\bar{b}$ final state using proton-proton collisions at $\sqrt{s} = 13$ TeV with the ATLAS detector, *Phys. Rev. D* **94**, 052002 (2016).
- [23] CMS Collaboration, Searches for electroweak neutralino and chargino production in channels with Higgs, Z, and W bosons in pp collisions at 8 TeV, *Phys. Rev. D* **90**, 092007 (2014).
- [24] CMS Collaboration, Search for Higgsino pair production pp collisions at $\sqrt{s} = 13$ TeV in final states with large missing transverse momentum and two Higgs bosons decaying via $H \rightarrow b\bar{b}$, *Phys. Rev. D* **97**, 032007 (2018).
- [25] M. Papucci, J. T. Ruderman, and A. Weiler, Natural SUSY endures, *J. High Energy Phys.* **09** (2012) 035.
- [26] R. Barbieri and D. Pappadopulo, S-particles at their naturalness limits, *J. High Energy Phys.* **10** (2009) 061.
- [27] Z. Han, G. D. Kribs, A. Martin, and A. Menon, Hunting quasidegenerate Higgsinos, *Phys. Rev. D* **89**, 075007 (2014).
- [28] P. Meade, M. Reece, and D. Shih, Prompt decays of general neutralino NLSPs at the Tevatron, *J. High Energy Phys.* **05** (2010) 105.
- [29] J. Alwall, M.-P. Le, M. Lisanti, and J. G. Wacker, Searching for directly decaying gluinos at the Tevatron, *Phys. Lett.* **B666**, 34 (2008).
- [30] J. Alwall, P. Schuster, and N. Toro, Simplified models for a first characterization of new physics at the LHC, *Phys. Rev. D* **79**, 075020 (2009).
- [31] D. Alves *et al.*, Simplified models for LHC new physics searches, *J. Phys. G* **39**, 105005 (2012).
- [32] ATLAS Collaboration, ATLAS insertable B-layer, Technical Design Report, ATLAS-TDR-19, 2010, <https://cds.cern.ch/record/1291633>; ATLAS insertable B-layer technical design report addendum, Report No. ATLAS-TDR-19-ADD-1, 2012, <https://cds.cern.ch/record/1451888>.
- [33] ATLAS Collaboration, Performance of the ATLAS trigger system in 2015, *Eur. Phys. J. C* **77**, 317 (2017).
- [34] ATLAS Collaboration, Luminosity determination in pp collisions at $\sqrt{s} = 8$ TeV using the ATLAS detector at the LHC, *Eur. Phys. J. C* **76**, 653 (2016).
- [35] J. Alwall, R. Frederix, S. Frixione, V. Hirschi, F. Maltoni, O. Mattelaer, H.-S. Shao, T. Stelzer, P. Torrielli, and M. Zaro, The automated computation of tree-level and next-to-leading order differential cross sections, and their matching to parton shower simulations, *J. High Energy Phys.* **07** (2014) 079.
- [36] R. D. Ball *et al.*, Parton distributions with LHC data, *Nucl. Phys.* **B867**, 244 (2013).
- [37] T. Sjöstrand, S. Mrenna, and P. Z. Skands, A brief introduction to PYTHIA 8.1, *Comput. Phys. Commun.* **178**, 852 (2008).
- [38] S. Alioli, P. Nason, C. Oleari, and E. Re, A general framework for implementing NLO calculations in shower Monte Carlo programs: the POWHEG BOX, *J. High Energy Phys.* **06** (2010) 043.
- [39] T. Gleisberg, S. Höche, F. Krauss, M. Schönherr, S. Schumann, F. Siegert, and J. Winter, Event generation with SHERPA 1.1, *J. High Energy Phys.* **02** (2009) 007.
- [40] ATLAS Collaboration, Modelling of the $t\bar{t}H$ and $t\bar{t}V(V = W, Z)$ processes for $\sqrt{s} = 13$ TeV ATLAS analyses, Report No. ATL-PHYS-PUB-2016-005, 2016, <https://cds.cern.ch/record/2120826>.
- [41] C. Borschensky, M. Krämer, A. Kulesza, M. Mangano, S. Padhi, T. Plehn, and X. Portell, Squark and gluino production cross sections in pp collisions at $\sqrt{s} = 13, 14, 33$ and 100 TeV, *Eur. Phys. J. C* **74**, 3174 (2014).
- [42] W. Beenakker, R. Hopker, M. Spira, and P. Zerwas, Squark and gluino production at hadron colliders, *Nucl. Phys.* **B492**, 51 (1997).
- [43] A. Kulesza and L. Motyka, Threshold Resummation for Squark-Antisquark and Gluino-Pair Production at the LHC, *Phys. Rev. Lett.* **102**, 111802 (2009).

- [44] A. Kulesza and L. Motyka, Soft gluon resummation for the production of gluino-gluino and squark-antisquark pairs at the LHC, *Phys. Rev. D* **80**, 095004 (2009).
- [45] W. Beenakker, S. Brensing, M. Krämer, A. Kulesza, E. Laenen, and I. Niessen, Soft-gluon resummation for squark and gluino hadroproduction, *J. High Energy Phys.* **12** (2009) 041.
- [46] W. Beenakker, S. Brensing, M. Krämer, A. Kulesza, E. Laenen, L. Motyka, and I. Niessen, Squark and gluino hadroproduction, *Int. J. Mod. Phys. A* **26**, 2637 (2011).
- [47] M. Czakon and A. Mitov, Top++: A program for the calculation of the top-pair cross-section at hadron colliders, *Comput. Phys. Commun.* **185**, 2930 (2014).
- [48] N. Kidonakis, Next-to-next-to-leading-order collinear and soft gluon corrections for t-channel single top quark production, *Phys. Rev. D* **83**, 091503 (2011).
- [49] N. Kidonakis, Two-loop soft anomalous dimensions for single top quark associated production with a W^- or H^- , *Phys. Rev. D* **82**, 054018 (2010).
- [50] N. Kidonakis, NNLL resummation for s-channel single top quark production, *Phys. Rev. D* **81**, 054028 (2010).
- [51] D. de Florian *et al.*, Handbook of LHC Higgs cross sections: 4. Deciphering the nature of the Higgs sector, Report No. CERN-2017-002-M, 2017, [arXiv:1610.07922](https://arxiv.org/abs/1610.07922), DOI: 10.23731/CYRM-2017-002.
- [52] J.R. Andersen *et al.*, Handbook of LHC Higgs cross sections: 3. Higgs properties, Report No. CERN-2013-004, 2013, [arXiv:1307.1347](https://arxiv.org/abs/1307.1347), DOI: 10.5170/CERN-2013-004.
- [53] ATLAS Collaboration, Multi-boson simulation for 13 TeV ATLAS analyses, Report No. ATL-PHYS-PUB-2016-002, 2016, <https://cds.cern.ch/record/2119986>.
- [54] S. Catani, L. Cieri, G. Ferrera, D. de Florian, and M. Grazzini, Vector Boson Production at Hadron Colliders: A Fully Exclusive QCD Calculation at Next-to-Next-to-Leading Order, *Phys. Rev. Lett.* **103**, 082001 (2009).
- [55] B. Fuks, M. Klasen, D.R. Lamprea, and M. Rothering, Gaugino production in proton-proton collisions at a center-of-mass energy of 8 TeV, *J. High Energy Phys.* **10** (2012) 081.
- [56] B. Fuks, M. Klasen, D.R. Lamprea, and M. Rothering, Precision predictions for electroweak superpartner production at hadron colliders with Resummino, *Eur. Phys. J. C* **73**, 2480 (2013).
- [57] ATLAS Collaboration, The ATLAS simulation infrastructure, *Eur. Phys. J. C* **70**, 823 (2010).
- [58] S. Agostinelli *et al.*, GEANT4: A simulation toolkit, *Nucl. Instrum. Methods Phys. Res., Sect. A* **506**, 250 (2003).
- [59] ATLAS Collaboration, The simulation principle and performance of the ATLAS fast calorimeter simulation FastCaloSim, Report No. ATL-PHYS-PUB-2010-013, 2010, <https://cds.cern.ch/record/1300517>.
- [60] ATLAS Collaboration, Vertex reconstruction performance of the ATLAS detector at $\sqrt{s} = 13$ TeV, Report No. ATL-PHYS-PUB-2015-026, 2015, <https://cds.cern.ch/record/2037717>.
- [61] ATLAS Collaboration, Topological cell clustering in the ATLAS calorimeters and its performance in LHC Run 1, *Eur. Phys. J. C* **77**, 490 (2017).
- [62] M. Cacciari, G.P. Salam, and G. Soyez, The anti- k_r jet clustering algorithm, *J. High Energy Phys.* **04** (2008) 063.
- [63] M. Cacciari, G. P. Salam, and G. Soyez, FastJet user manual, *Eur. Phys. J. C* **72**, 1896 (2012).
- [64] ATLAS Collaboration, Jet energy scale measurements and their systematic uncertainties in proton-proton collisions at $\sqrt{s} = 13$ TeV with the ATLAS detector, *Phys. Rev. D* **96**, 072002 (2017).
- [65] ATLAS Collaboration, Selection of jets produced in 13 TeV proton-proton collisions with the ATLAS detector, Report No. ATLAS-CONF-2015-029, 2015, <https://cds.cern.ch/record/2037702>.
- [66] ATLAS Collaboration, Performance of pile-up mitigation techniques for jets in pp collisions at $\sqrt{s} = 8$ TeV using the ATLAS detector, *Eur. Phys. J. C* **76**, 581 (2016).
- [67] ATLAS Collaboration, Performance of b -jet identification in the ATLAS experiment, *J. Instrum.* **11**, P04008 (2016).
- [68] ATLAS Collaboration, Optimisation of the ATLAS b -tagging performance for the 2016 LHC Run, Report No. ATL-PHYS-PUB-2016-012, <https://cds.cern.ch/record/2160731>.
- [69] ATLAS Collaboration, Electron efficiency measurements with the ATLAS detector using the 2015 LHC proton-proton collision data, Report No. ATLAS-CONF-2016-024, 2016, <https://cds.cern.ch/record/2157687>.
- [70] ATLAS Collaboration, Electron and photon energy calibration with the ATLAS detector using LHC Run 1 data, *Eur. Phys. J. C* **74**, 3071 (2014).
- [71] ATLAS Collaboration, Muon reconstruction performance of the ATLAS detector in proton-proton collision data at $\sqrt{s} = 13$ TeV, *Eur. Phys. J. C* **76**, 292 (2016).
- [72] ATLAS Collaboration, Expected performance of missing transverse momentum reconstruction for the ATLAS detector at $\sqrt{s} = 13$ TeV, Report No. ATL-PHYS-PUB-2015-023, 2015, <https://cds.cern.ch/record/2037700>.
- [73] ATLAS Collaboration, Performance of missing transverse momentum reconstruction with the ATLAS detector in the first proton-proton collisions at $\sqrt{s} = 13$ TeV, Report No. ATL-PHYS-PUB-2015-027, 2015, <https://cds.cern.ch/record/2037904>.
- [74] ATLAS Collaboration, Search for squarks and gluinos with the ATLAS detector in final states with jets and missing transverse momentum using 4.7 fb $^{-1}$ of $\sqrt{s} = 7$ TeV proton-proton collision data, *Phys. Rev. D* **87**, 012008 (2013).
- [75] G. Cowan, K. Cranmer, E. Gross, and O. Vitells, Asymptotic formulae for likelihood-based tests of new physics, *Eur. Phys. J. C* **71**, 1554 (2011); Erratum **73**, 2501 (2013).
- [76] M. Baak, G. J. Besjes, D. Côté, A. Koutsman, J. Lorenz, and D. Short, HistFitter software framework for statistical data analysis, *Eur. Phys. J. C* **75**, 153 (2015).
- [77] A. Rogozhnikov, Reweighting with boosted decision trees, *J. Phys. Conf. Ser.* **762**, 012036 (2016).
- [78] LHCb Collaboration, Observation of the Decays $\Lambda_b^0 \rightarrow \chi_{c1} p K^-$ and $\Lambda_b^0 \rightarrow \chi_{c2} p K^-$, *Phys. Rev. Lett.* **119**, 062001 (2017).
- [79] ATLAS Collaboration, Jet energy scale measurements and their systematic uncertainties in proton-proton collisions at $\sqrt{s} = 13$ TeV with the ATLAS detector, *Phys. Rev. D* **96**, 072002 (2017).

- [80] ATLAS Collaboration, Jet calibration and systematic uncertainties for jets reconstructed in the ATLAS detector at $\sqrt{s} = 13$ TeV, Report No. ATL-PHYS-PUB-2015-015, 2015, <https://cds.cern.ch/record/2037613>.
- [81] ATLAS Collaboration, Simulation of top-quark production for the ATLAS experiment at $\sqrt{s} = 13$ TeV, Report No. ATL-PHYS-PUB-2016-004, 2016, <https://cds.cern.ch/record/2120417>.
- [82] ATLAS Collaboration, Measurements of fiducial cross-sections for $t\bar{t}$ production with one or two additional b -jets in pp collisions at $\sqrt{s} = 8$ TeV using the ATLAS detector, *Eur. Phys. J. C* **76**, 11 (2016).
- [83] P. Kant, O. M. Kind, T. Kintscher, T. Lohse, T. Martini, S. Mölbitz, P. Rieck, and P. Uwer, HatHor for single top-quark production: Updated predictions and uncertainty estimates for single top-quark production in hadronic collisions, *Comput. Phys. Commun.* **191**, 74 (2015).
- [84] G. Choudalakis and D. Casadei, Plotting the differences between data and expectation, *Eur. Phys. J. Plus* **127**, 25 (2012).
- [85] A. L. Read, Presentation of search results: The CL_s technique, *J. Phys. G* **28**, 2693 (2002).
- [86] ATLAS Collaboration, ATLAS Computing Acknowledgements, Report No. ATL-GEN-PUB-2016-002, <https://cds.cern.ch/record/2202407>.

M. Aaboud,^{34d} G. Aad,⁹⁹ B. Abbott,¹²⁴ O. Abdinov,^{13,†} B. Abeloos,¹²⁸ S. H. Abidi,¹⁶⁵ O. S. AbouZeid,¹⁴³ N. L. Abraham,¹⁵³ H. Abramowicz,¹⁵⁹ H. Abreu,¹⁵⁸ Y. Abulaiti,⁶ B. S. Acharya,^{64a,64b,n} S. Adachi,¹⁶¹ L. Adamczyk,^{81a} J. Adelman,¹¹⁹ M. Adersberger,¹¹² T. Adye,¹⁴¹ A. A. Affolder,¹⁴³ Y. Afik,¹⁵⁸ C. Agheorghiesei,^{27c} J. A. Aguilar-Saavedra,^{136f,136a} F. Ahmadov,^{77,ae} G. Aielli,^{71a,71b} S. Akatsuka,⁸³ T. P. A. Åkesson,⁹⁴ E. Akilli,⁵² A. V. Akimov,¹⁰⁸ G. L. Alberghi,^{23b,23a} J. Albert,¹⁷⁴ P. Albicocco,⁴⁹ M. J. Alconada Verzini,⁸⁶ S. Alderweireldt,¹¹⁷ M. Aleksa,³⁵ I. N. Aleksandrov,⁷⁷ C. Alexa,^{27b} G. Alexander,¹⁵⁹ T. Alexopoulos,¹⁰ M. Alhroob,¹²⁴ B. Ali,¹³⁸ M. Aliev,^{65a,65b} G. Alimonti,^{66a} J. Alison,³⁶ S. P. Alkire,¹⁴⁵ C. Allaire,¹²⁸ B. M. M. Allbrooke,¹⁵³ B. W. Allen,¹²⁷ P. P. Allport,²¹ A. Aloisio,^{67a,67b} A. Alonso,³⁹ F. Alonso,⁸⁶ C. Alpigiani,¹⁴⁵ A. A. Alshehri,⁵⁵ M. I. Alstary,⁹⁹ B. Alvarez Gonzalez,³⁵ D. Álvarez Piqueras,¹⁷² M. G. Alvigi,^{67a,67b} B. T. Amadio,¹⁸ Y. Amaral Coutinho,^{78b} L. Ambroz,¹³¹ C. Amelung,²⁶ D. Amidei,¹⁰³ S. P. Amor Dos Santos,^{136a,136c} S. Amoroso,³⁵ C. Anastopoulos,¹⁴⁶ L. S. Ancu,⁵² N. Andari,²¹ T. Andeen,¹¹ C. F. Anders,^{59b} J. K. Anders,²⁰ K. J. Anderson,³⁶ A. Andreazza,^{66a,66b} V. Andrei,^{59a} S. Angelidakis,³⁷ I. Angelozzi,¹¹⁸ A. Angerami,³⁸ A. V. Anisenkov,^{120b,120a} A. Annovi,^{69a} C. Antel,^{59a} M. T. Anthony,¹⁴⁶ M. Antonelli,⁴⁹ D. J. A. Antrim,¹⁶⁹ F. Anulli,^{70a} M. Aoki,⁷⁹ L. Aperio Bella,³⁵ G. Arabidze,¹⁰⁴ Y. Arai,⁷⁹ J. P. Araque,^{136a} V. Araujo Ferraz,^{78b} R. Araujo Pereira,^{78b} A. T. H. Arce,⁴⁷ R. E. Ardell,⁹¹ F. A. Arduh,⁸⁶ J-F. Arguin,¹⁰⁷ S. Argyropoulos,⁷⁵ A. J. Armbruster,³⁵ L. J. Armitage,⁹⁰ O. Arnaez,¹⁶⁵ H. Arnold,¹¹⁸ M. Arratia,³¹ O. Arslan,²⁴ A. Artamonov,^{109,†} G. Artoni,¹³¹ S. Artz,⁹⁷ S. Asai,¹⁶¹ N. Asbah,⁴⁴ A. Ashkenazi,¹⁵⁹ E. M. Asimakopoulou,¹⁷⁰ L. Asquith,¹⁵³ K. Assamagan,²⁹ R. Astalos,^{28a} R. J. Atkin,^{32a} M. Atkinson,¹⁷¹ N. B. Atlay,¹⁴⁸ K. Augsten,¹³⁸ G. Avolio,³⁵ R. Avramidou,^{58a} B. Axen,¹⁸ M. K. Ayoub,^{15a} G. Azuelos,^{107,as} A. E. Baas,^{59a} M. J. Baca,²¹ H. Bachacou,¹⁴² K. Bachas,^{65a,65b} M. Backes,¹³¹ P. Bagnaia,^{70a,70b} M. Bahmani,⁸² H. Bahrasemani,¹⁴⁹ J. T. Baines,¹⁴¹ M. Bajic,³⁹ O. K. Baker,¹⁸¹ P. J. Bakker,¹¹⁸ D. Bakshi Gupta,⁹³ E. M. Baldin,^{120b,120a} P. Balek,¹⁷⁸ F. Balli,¹⁴² W. K. Balunas,¹³³ E. Banas,⁸² A. Bandyopadhyay,²⁴ S. Banerjee,^{179j} A. A. E. Bannoura,¹⁸⁰ L. Barak,¹⁵⁹ W. M. Barbe,³⁷ E. L. Barberio,¹⁰² D. Barberis,^{53b,53a} M. Barbero,⁹⁹ T. Barillari,¹¹³ M-S. Barisits,⁷⁴ J. Barkeloo,¹²⁷ T. Barklow,¹⁵⁰ N. Barlow,³¹ R. Barnea,¹⁵⁸ S. L. Barnes,^{58c} B. M. Barnett,¹⁴¹ R. M. Barnett,¹⁸ Z. Barnovska-Blenessy,^{58a} A. Baroncelli,^{72a} G. Barone,²⁶ A. J. Barr,¹³¹ L. Barranco Navarro,¹⁷² F. Barreiro,⁹⁶ J. Barreiro Guimarães da Costa,^{15a} R. Bartoldus,¹⁵⁰ A. E. Barton,⁸⁷ P. Bartos,^{28a} A. Basalaev,¹³⁴ A. Bassalat,¹²⁸ R. L. Bates,⁵⁵ S. J. Batista,¹⁶⁵ J. R. Batley,³¹ M. Battaglia,¹⁴³ M. Bauce,^{70a,70b} F. Bauer,¹⁴² K. T. Bauer,¹⁶⁹ H. S. Bawa,^{150,1} J. B. Beacham,¹²² M. D. Beattie,⁸⁷ T. Beau,¹³² P. H. Beauchemin,¹⁶⁸ P. Bechtel,²⁴ H. C. Beck,⁵¹ H. P. Beck,^{20,q} K. Becker,¹³¹ M. Becker,⁹⁷ C. Becot,¹²¹ A. Beddall,^{12d} A. J. Beddall,^{12a} V. A. Bednyakov,⁷⁷ M. Bedognetti,¹¹⁸ C. P. Bee,¹⁵² T. A. Beermann,³⁵ M. Begalli,^{78b} M. Begel,²⁹ A. Behera,¹⁵² J. K. Behr,⁴⁴ A. S. Bell,⁹² G. Bella,¹⁵⁹ L. Bellagamba,^{23b} A. Bellerive,³³ M. Bellomo,¹⁵⁸ K. Belotskiy,¹¹⁰ N. L. Belyaev,¹¹⁰ O. Benary,^{159,†} D. Benckekroun,^{34a} M. Bender,¹¹² N. Benekos,¹⁰ Y. Benhammou,¹⁵⁹ E. Benhar Nocchioli,¹⁸¹ J. Benitez,⁷⁵ D. P. Benjamin,⁴⁷ M. Benoit,⁵² J. R. Bensinger,²⁶ S. Bentvelsen,¹¹⁸ L. Beresford,¹³¹ M. Beretta,⁴⁹ D. Berge,⁴⁴ E. Bergeaas Kuutmann,¹⁷⁰ N. Berger,⁵ L. J. Bergsten,²⁶ J. Beringer,¹⁸ S. Berlendis,⁵⁶ N. R. Bernard,¹⁰⁰ G. Bernardi,¹³² C. Bernius,¹⁵⁰ F. U. Bernlochner,²⁴ T. Berry,⁹¹ P. Berta,⁹⁷ C. Bertella,^{15a} G. Bertoli,^{43a,43b} I. A. Bertram,⁸⁷ C. Bertsche,⁴⁴ G. J. Besjes,³⁹ O. Bessidskaia Bylund,^{43a,43b} M. Bessner,⁴⁴ N. Besson,¹⁴² A. Bethani,⁹⁸ S. Bethke,¹¹³ A. Betti,²⁴ A. J. Bevan,⁹⁰ J. Beyer,¹¹³ R. M. Bianchi,¹³⁵ O. Biebel,¹¹² D. Biedermann,¹⁹ R. Bielski,⁹⁸ K. Bierwagen,⁹⁷ N. V. Biesuz,^{69a,69b} M. Biglietti,^{72a} T. R. V. Billoud,¹⁰⁷ M. Bindi,⁵¹ A. Bingul,^{12d} C. Bini,^{70a,70b} S. Biondi,^{23b,23a} T. Bisanz,⁵¹ C. Bittrich,⁴⁶ D. M. Bjergaard,⁴⁷ J. E. Black,¹⁵⁰ K. M. Black,²⁵ R. E. Blair,⁶ T. Blazek,^{28a} I. Bloch,⁴⁴ C. Blocker,²⁶ A. Blue,⁵⁵

U. Blumenschein,⁹⁰ Dr. Blunier,^{144a} G. J. Bobbink,¹¹⁸ V. S. Bobrovnikov,^{120b,120a} S. S. Bocchetta,⁹⁴ A. Bocci,⁴⁷ C. Bock,¹¹² D. Boerner,¹⁸⁰ D. Bogavac,¹¹² A. G. Bogdanchikov,^{120b,120a} C. Bohm,^{43a} V. Boisvert,⁹¹ P. Bokan,^{170,x} T. Bold,^{81a} A. S. Boldyrev,¹¹¹ A. E. Bolz,^{59b} M. Bomben,¹³² M. Bona,⁹⁰ J. S. Bonilla,¹²⁷ M. Boonekamp,¹⁴² A. Borisov,¹⁴⁰ G. Borissov,⁸⁷ J. Bortfeldt,³⁵ D. Bortoletto,¹³¹ V. Bortolotto,^{61a} D. Boscherini,^{23b} M. Bosman,¹⁴ J. D. Bossio Sola,³⁰ J. Boudreau,¹³⁵ E. V. Bouhova-Thacker,⁸⁷ D. Boumediene,³⁷ C. Bourdarios,¹²⁸ S. K. Boutle,⁵⁵ A. Boveia,¹²² J. Boyd,³⁵ I. R. Boyko,⁷⁷ A. J. Bozson,⁹¹ J. Bracinik,²¹ N. Brahimi,⁹⁹ A. Brandt,⁸ G. Brandt,¹⁸⁰ O. Brandt,^{59a} F. Braren,⁴⁴ U. Bratzler,¹⁶² B. Brau,¹⁰⁰ J. E. Brau,¹²⁷ W. D. Breaden Madden,⁵⁵ K. Brendlinger,⁴⁴ A. J. Brennan,¹⁰² L. Brenner,⁴⁴ R. Brenner,¹⁷⁰ S. Bressler,¹⁷⁸ D. L. Briglin,²¹ T. M. Bristow,⁴⁸ D. Britton,⁵⁵ D. Britzger,^{59b} I. Brock,²⁴ R. Brock,¹⁰⁴ G. Brooijmans,³⁸ T. Brooks,⁹¹ W. K. Brooks,^{144b} E. Brost,¹¹⁹ J. H. Broughton,²¹ P. A. Bruckman de Renstrom,⁸² D. Bruncko,^{28b} A. Bruni,^{23b} G. Bruni,^{23b} L. S. Bruni,¹¹⁸ S. Bruno,^{71a,71b} B. H. Brunt,³¹ M. Bruschi,^{23b} N. Brusino,¹³⁵ P. Bryant,³⁶ L. Bryngemark,⁴⁴ T. Buanes,¹⁷ Q. Buat,³⁵ P. Buchholz,¹⁴⁸ A. G. Buckley,⁵⁵ I. A. Budagov,⁷⁷ F. Buehrer,⁵⁰ M. K. Bugge,¹³⁰ O. Bulekov,¹¹⁰ D. Bullock,⁸ T. J. Burch,¹¹⁹ S. Burdin,⁸⁸ C. D. Burgard,¹¹⁸ A. M. Burger,⁵ B. Burghgrave,¹¹⁹ K. Burka,⁸² S. Burke,¹⁴¹ I. Burmeister,⁴⁵ J. T. P. Burr,¹³¹ D. Büscher,⁵⁰ V. Büscher,⁹⁷ E. Buschmann,⁵¹ P. Bussey,⁵⁵ J. M. Butler,²⁵ C. M. Buttar,⁵⁵ J. M. Butterworth,⁹² P. Butti,³⁵ W. Buttinger,³⁵ A. Buzatu,¹⁵⁵ A. R. Buzykaev,^{120b,120a} G. Cabras,^{23b,23a} S. Cabrera Urbán,¹⁷² D. Caforio,¹³⁸ H. Cai,¹⁷¹ V. M. M. Cairo,² O. Cakir,^{4a} N. Calace,⁵² P. Calafiura,¹⁸ A. Calandri,⁹⁹ G. Calderini,¹³² P. Calfayan,⁶³ G. Callea,^{40b,40a} L. P. Caloba,^{78b} S. Calvente Lopez,⁹⁶ D. Calvet,³⁷ S. Calvet,³⁷ T. P. Calvet,¹⁵² M. Calvetti,^{69a,69b} R. Camacho Toro,³⁶ S. Camarda,³⁵ P. Camarri,^{71a,71b} D. Cameron,¹³⁰ R. Caminal Armadans,¹⁰⁰ C. Camincher,⁵⁶ S. Campana,³⁵ M. Campanelli,⁹² A. Camplani,^{66a,66b} A. Campoverde,¹⁴⁸ V. Canale,^{67a,67b} M. Cano Bret,^{58c} J. Cantero,¹²⁵ T. Cao,¹⁵⁹ Y. Cao,¹⁷¹ M. D. M. Capeans Garrido,³⁵ I. Caprini,^{27b} M. Caprini,^{27b} M. Capua,^{40b,40a} R. M. Carbone,³⁸ R. Cardarelli,^{71a} F. Cardillo,⁵⁰ I. Carli,¹³⁹ T. Carli,³⁵ G. Carlino,^{67a} B. T. Carlson,¹³⁵ L. Carminati,^{66a,66b} R. M. D. Carney,^{43a,43b} S. Caron,¹¹⁷ E. Carquin,^{144b} S. Carrá,^{66a,66b} G. D. Carrillo-Montoya,³⁵ D. Casadei,²¹ M. P. Casado,^{14,g} A. F. Casha,¹⁶⁵ M. Casolino,¹⁴ D. W. Casper,¹⁶⁹ R. Castelijin,¹¹⁸ V. Castillo Gimenez,¹⁷² N. F. Castro,^{136a,136e} A. Catinaccio,³⁵ J. R. Catmore,¹³⁰ A. Cattai,³⁵ J. Caudron,²⁴ V. Cavaliere,²⁹ E. Cavallaro,¹⁴ D. Cavalli,^{66a} M. Cavalli-Sforza,¹⁴ V. Cavasinni,^{69a,69b} E. Celebi,^{12b} F. Ceradini,^{72a,72b} L. Cerda Alberich,¹⁷² A. S. Cerqueira,^{78a} A. Cerri,¹⁵³ L. Cerrito,^{71a,71b} F. Cerutti,¹⁸ A. Cervelli,^{23b,23a} S. A. Cetin,^{12b} A. Chafaq,^{34a} D. Chakraborty,¹¹⁹ S. K. Chan,⁵⁷ W. S. Chan,¹¹⁸ Y. L. Chan,^{61a} P. Chang,¹⁷¹ J. D. Chapman,³¹ D. G. Charlton,²¹ C. C. Chau,³³ C. A. Chavez Barajas,¹⁵³ S. Che,¹²² A. Chegwidden,¹⁰⁴ S. Chekanov,⁶ S. V. Chekulaev,^{166a} G. A. Chelkov,^{77,ar} M. A. Chelstowska,³⁵ C. Chen,^{58a} C. H. Chen,⁷⁶ H. Chen,²⁹ J. Chen,^{58a} J. Chen,³⁸ S. Chen,¹³³ S. J. Chen,^{15b} X. Chen,^{15c,aq} Y. Chen,⁸⁰ Y-H. Chen,⁴⁴ H. C. Cheng,¹⁰³ H. J. Cheng,^{15d} A. Cheplakov,⁷⁷ E. Cheremushkina,¹⁴⁰ R. Cherkaoui El Moursli,^{34e} E. Cheu,⁷ K. Cheung,⁶² L. Chevalier,¹⁴² V. Chiarella,⁴⁹ G. Chiarelli,^{69a} G. Chiodini,^{65a} A. S. Chisholm,³⁵ A. Chitan,^{27b} I. Chiu,¹⁶¹ Y. H. Chiu,¹⁷⁴ M. V. Chizhov,⁷⁷ K. Choi,⁶³ A. R. Chomont,³⁷ S. Chouridou,¹⁶⁰ Y. S. Chow,¹¹⁸ V. Christodoulou,⁹² M. C. Chu,^{61a} J. Chudoba,¹³⁷ A. J. Chuinard,¹⁰¹ J. J. Chwastowski,⁸² L. Chytka,¹²⁶ D. Cinca,⁴⁵ V. Cindro,⁸⁹ I. A. Cioară,²⁴ A. Ciocio,¹⁸ F. Ciotto,^{67a,67b} Z. H. Citron,¹⁷⁸ M. Citterio,^{66a} A. Clark,⁵² M. R. Clark,³⁸ P. J. Clark,⁴⁸ R. N. Clarke,¹⁸ C. Clement,^{43a,43b} Y. Coadou,⁹⁹ M. Cobal,^{64a,64c} A. Coccaro,^{53b,53a} J. Cochran,⁷⁶ L. Colasurdo,¹¹⁷ B. Cole,³⁸ A. P. Colijn,¹¹⁸ J. Collot,⁵⁶ P. Conde Muiño,^{136a,136b} E. Coniavitis,⁵⁰ S. H. Connell,^{32b} I. A. Connelly,⁹⁸ S. Constantinescu,^{27b} G. Conti,³⁵ F. Conventi,^{67a,at} A. M. Cooper-Sarkar,¹³¹ F. Cormier,¹⁷³ K. J. R. Cormier,¹⁶⁵ M. Corradi,^{70a,70b} E. E. Corrigan,⁹⁴ F. Corriveau,^{101,ac} A. Cortes-Gonzalez,³⁵ M. J. Costa,¹⁷² D. Costanzo,¹⁴⁶ G. Cottin,³¹ G. Cowan,⁹¹ B. E. Cox,⁹⁸ J. Crane,⁹⁸ K. Cranmer,¹²¹ S. J. Crawley,⁵⁵ R. A. Creager,¹³³ G. Cree,³³ S. Crépe-Renaudin,⁵⁶ F. Crescioli,¹³² M. Cristinziani,²⁴ V. Croft,¹²¹ G. Crosetti,^{40b,40a} A. Cueto,⁹⁶ T. Cuhadar Donszelmann,¹⁴⁶ A. R. Cukierman,¹⁵⁰ M. Curatolo,⁴⁹ J. Cúth,⁹⁷ S. Czekierda,⁸² P. Czodrowski,³⁵ M. J. Da Cunha Sargedas De Sousa,^{136a,136b} C. Da Via,⁹⁸ W. Dabrowski,^{81a} T. Dado,^{28a,x} S. Dahbi,^{34e} T. Dai,¹⁰³ O. Dale,¹⁷ F. Dallaire,¹⁰⁷ C. Dallapiccola,¹⁰⁰ M. Dam,³⁹ G. D'amen,^{23b,23a} J. R. Dandoy,¹³³ M. F. Daneri,³⁰ N. P. Dang,^{179,j} N. D. Dann,⁹⁸ M. Danninger,¹⁷³ V. Dao,³⁵ G. Darbo,^{53b} S. Darmora,⁸ O. Dartsis,⁵ A. Dattagupta,¹²⁷ T. Daubney,⁴⁴ S. D'Auria,⁵⁵ W. Davey,²⁴ C. David,⁴⁴ T. Davidek,¹³⁹ D. R. Davis,⁴⁷ E. Dawe,¹⁰² I. Dawson,¹⁴⁶ K. De,⁸ R. De Asmundis,^{67a} A. De Benedetti,¹²⁴ S. De Castro,^{23b,23a} S. De Cecco,¹³² N. De Groot,¹¹⁷ P. de Jong,¹¹⁸ H. De la Torre,¹⁰⁴ F. De Lorenzi,⁷⁶ A. De Maria,^{51,s} D. De Pedis,^{70a} A. De Salvo,^{70a} U. De Sanctis,^{71a,71b} A. De Santo,¹⁵³ K. De Vasconcelos Corga,⁹⁹ J. B. De Vivie De Regie,¹²⁸ C. Debenedetti,¹⁴³ D. V. Dedovich,⁷⁷ N. Dehghanian,³ I. Deigaard,¹¹⁸ M. Del Gaudio,^{40b,40a} J. Del Peso,⁹⁶ D. Delgove,¹²⁸ F. Deliot,¹⁴² C. M. Delitzsch,⁷ M. Della Pietra,^{67a,67b} D. Della Volpe,⁵² A. Dell'Acqua,³⁵ L. Dell'Asta,²⁵ M. Delmastro,⁵ C. Delporte,¹²⁸ P. A. Delsart,⁵⁶ D. A. DeMarco,¹⁶⁵ S. Demers,¹⁸¹ M. Demichev,⁷⁷ S. P. Denisov,¹⁴⁰ D. Denysiuk,¹¹⁸ L. D'Eramo,¹³² D. Derendarz,⁸² J. E. Derkaoui,^{34d}

F. Derue,¹³² P. Dervan,⁸⁸ K. Desch,²⁴ C. Deterre,⁴⁴ K. Dette,¹⁶⁵ M. R. Devesa,³⁰ P. O. Deviveiros,³⁵ A. Dewhurst,¹⁴¹ S. Dhaliwal,²⁶ F. A. Di Bello,⁵² A. Di Ciaccio,^{71a,71b} L. Di Ciaccio,⁵ W. K. Di Clemente,¹³³ C. Di Donato,^{67a,67b} A. Di Girolamo,³⁵ B. Di Micco,^{72a,72b} R. Di Nardo,³⁵ K. F. Di Pettillo,⁵⁷ A. Di Simone,⁵⁰ R. Di Sipio,¹⁶⁵ D. Di Valentino,³³ C. Diaconu,⁹⁹ M. Diamond,¹⁶⁵ F. A. Dias,³⁹ T. Dias Do Vale,^{136a} M. A. Diaz,^{144a} J. Dickinson,¹⁸ E. B. Diehl,¹⁰³ J. Dietrich,¹⁹ S. Díez Cornell,⁴⁴ A. Dimitrievska,¹⁸ J. Dingfelder,²⁴ P. Dita,^{27b} S. Dita,^{27b} F. Dittus,³⁵ F. Djama,⁹⁹ T. Djobava,^{157b} J. I. Djuvsland,^{59a} M. A. B. Do Vale,^{78c} M. Dobre,^{27b} D. Dodsworth,²⁶ C. Doglioni,⁹⁴ J. Dolejsi,¹³⁹ Z. Dolezal,¹³⁹ M. Donadelli,^{78d} J. Donini,³⁷ M. D'Onofrio,⁸⁸ J. Dopke,¹⁴¹ A. Doria,^{67a} M. T. Dova,⁸⁶ A. T. Doyle,⁵⁵ E. Drechsler,⁵¹ E. Dreyer,¹⁴⁹ T. Dreyer,⁵¹ M. Dris,¹⁰ Y. Du,^{58b} J. Duarte-Campderros,¹⁵⁹ F. Dubinin,¹⁰⁸ A. Dubreuil,⁵² E. Duchovni,¹⁷⁸ G. Duckeck,¹¹² A. Ducourthial,¹³² O. A. Ducu,^{107,w} D. Duda,¹¹⁸ A. Dudarev,³⁵ A. C. Dudder,⁹⁷ E. M. Duffield,¹⁸ L. Duflot,¹²⁸ M. Dührssen,³⁵ C. Dülsen,¹⁸⁰ M. Dumancic,¹⁷⁸ A. E. Dumitriu,^{27b,e} A. K. Duncan,⁵⁵ M. Dunford,^{59a} A. Duperrin,⁹⁹ H. Duran Yildiz,^{4a} M. Düren,⁵⁴ A. Durglishvili,^{157b} D. Duschinger,⁴⁶ B. Dutta,⁴⁴ D. Duvnjak,¹ M. Dyndal,⁴⁴ B. S. Dziedzic,⁸² C. Eckardt,⁴⁴ K. M. Ecker,¹¹³ R. C. Edgar,¹⁰³ T. Eifert,³⁵ G. Eigen,¹⁷ K. Einsweiler,¹⁸ T. Ekelof,¹⁷⁰ M. El Kacimi,^{34c} R. El Kosseifi,⁹⁹ V. Ellajosyula,⁹⁹ M. Ellert,¹⁷⁰ F. Ellinghaus,¹⁸⁰ A. A. Elliot,¹⁷⁴ N. Ellis,³⁵ J. Elmsheuser,²⁹ M. Elsing,³⁵ D. Emelianov,¹⁴¹ Y. Enari,¹⁶¹ J. S. Ennis,¹⁷⁶ M. B. Epland,⁴⁷ J. Erdmann,⁴⁵ A. Ereditato,²⁰ S. Errede,¹⁷¹ M. Escalier,¹²⁸ C. Escobar,¹⁷² B. Esposito,⁴⁹ O. Estrada Pastor,¹⁷² A. I. Etienvre,¹⁴² E. Etzion,¹⁵⁹ H. Evans,⁶³ A. Ezhilov,¹³⁴ M. Ezzi,^{34e} F. Fabbri,^{23b,23a} L. Fabbri,^{23b,23a} V. Fabiani,¹¹⁷ G. Facini,⁹² R. M. Fakhruddinov,¹⁴⁰ S. Falciano,^{70a} P. J. Falke,⁵ S. Falke,⁵ J. Faltova,¹³⁹ Y. Fang,^{15a} M. Fanti,^{66a,66b} A. Farbin,⁸ A. Farilla,^{72a} E. M. Farina,^{68a,68b} T. Farooque,¹⁰⁴ S. Farrell,¹⁸ S. M. Farrington,¹⁷⁶ P. Farthouat,³⁵ F. Fassi,^{34e} P. Fassnacht,³⁵ D. Fassouliotis,⁹ M. Fauci Giannelli,⁴⁸ A. Favareto,^{53b,53a} W. J. Fawcett,⁵² L. Fayard,¹²⁸ O. L. Fedin,^{134,p} W. Fedorko,¹⁷³ M. Feickert,⁴¹ S. Feigl,¹³⁰ L. Feligioni,⁹⁹ C. Feng,^{58b} E. J. Feng,³⁵ M. Feng,⁴⁷ M. J. Fenton,⁵⁵ A. B. Fenyuk,¹⁴⁰ L. Feremenga,⁸ J. Ferrando,⁴⁴ A. Ferrari,¹⁷⁰ P. Ferrari,¹¹⁸ R. Ferrari,^{68a} D. E. Ferreira de Lima,^{59b} A. Ferrer,¹⁷² D. Ferrere,⁵² C. Ferretti,¹⁰³ F. Fiedler,⁹⁷ A. Filipčič,⁸⁹ F. Filthaut,¹¹⁷ M. Fincke-Keeler,¹⁷⁴ K. D. Finelli,²⁵ M. C. N. Fiolhais,^{136a,136c,b} L. Fiorini,¹⁷² C. Fischer,¹⁴ J. Fischer,¹⁸⁰ W. C. Fisher,¹⁰⁴ N. Flaschel,⁴⁴ I. Fleck,¹⁴⁸ P. Fleischmann,¹⁰³ R. R. M. Fletcher,¹³³ T. Flick,¹⁸⁰ B. M. Flierl,¹¹² L. M. Flores,¹³³ L. R. Flores Castillo,^{61a} N. Fomin,¹⁷ G. T. Forcolin,⁹⁸ A. Formica,¹⁴² F. A. Förster,¹⁴ A. C. Forti,⁹⁸ A. G. Foster,²¹ D. Fournier,¹²⁸ H. Fox,⁸⁷ S. Fracchia,¹⁴⁶ P. Francavilla,^{69a,69b} M. Franchini,^{23b,23a} S. Franchino,^{59a} D. Francis,³⁵ L. Franconi,¹³⁰ M. Franklin,⁵⁷ M. Frate,¹⁶⁹ M. Fraternali,^{68a,68b} D. Freeborn,⁹² S. M. Fressard-Batraneanu,³⁵ B. Freund,¹⁰⁷ W. S. Freund,^{78b} D. Froidevaux,³⁵ J. A. Frost,¹³¹ C. Fukunaga,¹⁶² T. Fusayasu,¹¹⁴ J. Fuster,¹⁷² O. Gabizon,¹⁵⁸ A. Gabrielli,^{23b,23a} A. Gabrielli,¹⁸ G. P. Gach,^{81a} S. Gadatsch,⁵² S. Gadomski,⁵² P. Gadow,¹¹³ G. Gagliardi,^{53b,53a} L. G. Gagnon,¹⁰⁷ C. Galea,^{27b} B. Galhardo,^{136a,136c} E. J. Gallas,¹³¹ B. J. Gallop,¹⁴¹ P. Gallus,¹³⁸ G. Galster,³⁹ R. Gamboa Goni,⁹⁰ K. K. Gan,¹²² S. Ganguly,¹⁷⁸ Y. Gao,⁸⁸ Y. S. Gao,^{150,l} C. García,¹⁷² J. E. García Navarro,¹⁷² J. A. García Pascual,^{15a} M. Garcia-Sciveres,¹⁸ R. W. Gardner,³⁶ N. Garelli,¹⁵⁰ V. Garonne,¹³⁰ K. Gasnikova,⁴⁴ A. Gaudiello,^{53b,53a} G. Gaudio,^{68a} I. L. Gavrilenko,¹⁰⁸ A. Gavrilyuk,¹⁰⁹ C. Gay,¹⁷³ G. Gaycken,²⁴ E. N. Gazis,¹⁰ C. N. P. Gee,¹⁴¹ J. Geisen,⁵¹ M. Geisen,⁹⁷ M. P. Geisler,^{59a} K. Gellerstedt,^{43a,43b} C. Gemme,^{53b} M. H. Genest,⁵⁶ C. Geng,¹⁰³ S. Gentile,^{70a,70b} C. Gentsos,¹⁶⁰ S. George,⁹¹ D. Gerbaudo,¹⁴ G. Gessner,⁴⁵ S. Ghasemi,¹⁴⁸ M. Ghneimat,²⁴ B. Giacobbe,^{23b} S. Giagu,^{70a,70b} N. Giangiacomi,^{23b,23a} P. Giannetti,^{69a} S. M. Gibson,⁹¹ M. Gignac,¹⁴³ M. Gilchriese,¹⁸ D. Gillberg,³³ G. Gilles,¹⁸⁰ D. M. Gingrich,^{3,as} M. P. Giordani,^{64a,64c} F. M. Giorgi,^{23b} P. F. Giraud,¹⁴² P. Giromini,⁵⁷ G. Giugliarelli,^{64a,64c} D. Giugni,^{66a} F. Giuli,¹³¹ M. Giulini,^{59b} S. Gkaitatzis,¹⁶⁰ I. Gkialas,^{9,i} E. L. Gkoukousis,¹⁴ P. Gkoutoumis,¹⁰ L. K. Gladilin,¹¹¹ C. Glasman,⁹⁶ J. Glatzer,¹⁴ P. C. F. Glaysheer,⁴⁴ A. Glazov,⁴⁴ M. Goblirsch-Kolb,²⁶ J. Godlewski,⁸² S. Goldfarb,¹⁰² T. Golling,⁵² D. Golubkov,¹⁴⁰ A. Gomes,^{136a,136b,136d} R. Goncalves Gama,^{78a} R. Gonçalves,^{136a} G. Gonella,⁵⁰ L. Gonella,²¹ A. Gongadze,⁷⁷ F. Gonnella,²¹ J. L. Gonski,⁵⁷ S. González de la Hoz,¹⁷² S. Gonzalez-Sevilla,⁵² L. Goossens,³⁵ P. A. Gorbounov,¹⁰⁹ H. A. Gordon,²⁹ B. Gorini,³⁵ E. Gorini,^{65a,65b} A. Gorišek,⁸⁹ A. T. Goshaw,⁴⁷ C. Gössling,⁴⁵ M. I. Gostkin,⁷⁷ C. A. Gottardo,²⁴ C. R. Goudet,¹²⁸ D. Goujdami,^{34c} A. G. Goussiou,¹⁴⁵ N. Govender,^{32b,c} C. Goy,⁵ E. Gozani,¹⁵⁸ I. Grabowska-Bold,^{81a} P. O. J. Gradin,¹⁷⁰ E. C. Graham,⁸⁸ J. Gramling,¹⁶⁹ E. Gramstad,¹³⁰ S. Grancagnolo,¹⁹ V. Gratchev,¹³⁴ P. M. Gravila,^{27f} C. Gray,⁵⁵ H. M. Gray,¹⁸ Z. D. Greenwood,^{93,ah} C. Grefe,²⁴ K. Gregersen,⁹² I. M. Gregor,⁴⁴ P. Grenier,¹⁵⁰ K. Grevtsov,⁴⁴ J. Griffiths,⁸ A. A. Grillo,¹⁴³ K. Grimm,¹⁵⁰ S. Grinstein,^{14,y} Ph. Gris,³⁷ J.-F. Grivaz,¹²⁸ S. Groh,⁹⁷ E. Gross,¹⁷⁸ J. Grosse-Knetter,⁵¹ G. C. Grossi,⁹³ Z. J. Grout,⁹² A. Grummer,¹¹⁶ L. Guan,¹⁰³ W. Guan,¹⁷⁹ J. Guenther,³⁵ A. Guerguichon,¹²⁸ F. Guescini,^{166a} D. Guest,¹⁶⁹ O. Gueta,¹⁵⁹ R. Gugel,⁵⁰ B. Gui,¹²² T. Guillemin,⁵ S. Guindon,³⁵ U. Gul,⁵⁵ C. Gumpert,³⁵ J. Guo,^{58c} W. Guo,¹⁰³ Y. Guo,^{58a,r} Z. Guo,⁹⁹ R. Gupta,⁴¹ S. Gurbuz,^{12c} G. Gustavino,¹²⁴ B. J. Gutelman,¹⁵⁸ P. Gutierrez,¹²⁴ N. G. Gutierrez Ortiz,⁹² C. Gutsche,⁹² C. Guyot,¹⁴² M. P. Guzik,^{81a} C. Gwenlan,¹³¹ C. B. Gwilliam,⁸⁸

A. Haas,¹²¹ C. Haber,¹⁸ H. K. Hadavand,⁸ N. Haddad,^{34e} A. Hadeif,⁹⁹ S. Hageböck,²⁴ M. Hagihara,¹⁶⁷ H. Hakobyan,^{182,†}
M. Haleem,¹⁷⁵ J. Haley,¹²⁵ G. Halladjian,¹⁰⁴ G. D. Hallewell,⁹⁹ K. Hamacher,¹⁸⁰ P. Hamal,¹²⁶ K. Hamano,¹⁷⁴ A. Hamilton,^{32a}
G. N. Hamity,¹⁴⁶ K. Han,^{58a,ag} L. Han,^{58a} S. Han,^{15d} K. Hanagaki,^{79,u} M. Hance,¹⁴³ D. M. Handl,¹¹² B. Haney,¹³³
R. Hankache,¹³² P. Hanke,^{59a} E. Hansen,⁹⁴ J. B. Hansen,³⁹ J. D. Hansen,³⁹ M. C. Hansen,²⁴ P. H. Hansen,³⁹ K. Hara,¹⁶⁷
A. S. Hard,¹⁷⁹ T. Harenberg,¹⁸⁰ S. Harkusha,¹⁰⁵ P. F. Harrison,¹⁷⁶ N. M. Hartmann,¹¹² Y. Hasegawa,¹⁴⁷ A. Hasib,⁴⁸
S. Hassani,¹⁴² S. Haug,²⁰ R. Hauser,¹⁰⁴ L. Hauswald,⁴⁶ L. B. Havener,³⁸ M. Havranek,¹³⁸ C. M. Hawkes,²¹ R. J. Hawkings,³⁵
D. Hayden,¹⁰⁴ C. Hayes,¹⁵² C. P. Hays,¹³¹ J. M. Hays,⁹⁰ H. S. Hayward,⁸⁸ S. J. Haywood,¹⁴¹ M. P. Heath,⁴⁸ T. Heck,⁹⁷
V. Hedberg,⁹⁴ L. Heelan,⁸ S. Heer,²⁴ K. K. Heidegger,⁵⁰ S. Heim,⁴⁴ T. Heim,¹⁸ B. Heinemann,^{44,an} J. J. Heinrich,¹¹²
L. Heinrich,¹²¹ C. Heinz,⁵⁴ J. Hejbal,¹³⁷ L. Helary,³⁵ A. Held,¹⁷³ S. Hellesund,¹³⁰ S. Hellman,^{43a,43b} C. Helsen,³⁵
R. C. W. Henderson,⁸⁷ Y. Heng,¹⁷⁹ S. Henkelmann,¹⁷³ A. M. Henriques Correia,³⁵ G. H. Herbert,¹⁹ H. Herde,²⁶ V. Herget,¹⁷⁵
Y. Hernández Jiménez,^{32c} H. Herr,⁹⁷ G. Herten,⁵⁰ R. Hertenberger,¹¹² L. Hervas,³⁵ T. C. Herwig,¹³³ G. G. Hesketh,⁹²
N. P. Hesse,^{166a} J. W. Hetherly,⁴¹ S. Higashino,⁷⁹ E. Higón-Rodríguez,¹⁷² K. Hildebrand,³⁶ E. Hill,¹⁷⁴ J. C. Hill,³¹
K. H. Hiller,⁴⁴ S. J. Hillier,²¹ M. Hils,⁴⁶ I. Hinchliffe,¹⁸ M. Hirose,¹²⁹ D. Hirschbuehl,¹⁸⁰ B. Hiti,⁸⁹ O. Hladik,¹³⁷
D. R. Hlaluku,^{32c} X. Hoad,⁴⁸ J. Hobbs,¹⁵² N. Hod,^{166a} M. C. Hodgkinson,¹⁴⁶ A. Hoecker,³⁵ M. R. Hoferkamp,¹¹⁶
F. Hoenic,¹¹² D. Hohn,²⁴ D. Hohov,¹²⁸ T. R. Holmes,³⁶ M. Holzbock,¹¹² M. Homann,⁴⁵ S. Honda,¹⁶⁷ T. Honda,⁷⁹
T. M. Hong,¹³⁵ B. H. Hooberman,¹⁷¹ W. H. Hopkins,¹²⁷ Y. Horii,¹¹⁵ A. J. Horton,¹⁴⁹ L. A. Horyn,³⁶ J.-Y. Hostachy,⁵⁶
A. Hostiuc,¹⁴⁵ S. Hou,¹⁵⁵ A. Hoummada,^{34a} J. Howarth,⁹⁸ J. Hoya,⁸⁶ M. Hrabovsky,¹²⁶ J. Hrdinka,³⁵ I. Hristova,¹⁹
J. Hrivnac,¹²⁸ A. Hrynevich,¹⁰⁶ T. Hryn'ova,⁵ P. J. Hsu,⁶² S.-C. Hsu,¹⁴⁵ Q. Hu,²⁹ S. Hu,^{58c} Y. Huang,^{15a} Z. Hubacek,¹³⁸
F. Hubaut,⁹⁹ M. Huebner,²⁴ F. Huegging,²⁴ T. B. Huffman,¹³¹ E. W. Hughes,³⁸ M. Huhtinen,³⁵ R. F. H. Hunter,³³ P. Huo,¹⁵²
A. M. Hupe,³³ N. Huseynov,^{77,ae} J. Huston,¹⁰⁴ J. Huth,⁵⁷ R. Hyneman,¹⁰³ G. Iacobucci,⁵² G. Iakovidis,²⁹ I. Ibragimov,¹⁴⁸
L. Iconomidou-Fayard,¹²⁸ Z. Idrissi,^{34e} P. Iengo,³⁵ R. Ignazzi,³⁹ O. Igonkina,^{118,aa} R. Iguchi,¹⁶¹ T. Iizawa,¹⁷⁷ Y. Ikegami,⁷⁹
M. Ikeno,⁷⁹ D. Iliadis,¹⁶⁰ N. Ilic,¹⁵⁰ F. Iltzsche,⁴⁶ G. Introzzi,^{68a,68b} M. Iodice,^{72a} K. Iordanidou,³⁸ V. Ippolito,^{70a,70b}
M. F. Isacson,¹⁷⁰ N. Ishijima,¹²⁹ M. Ishino,¹⁶¹ M. Ishitsuka,¹⁶³ C. Issever,¹³¹ S. Istin,^{12c,al} F. Ito,¹⁶⁷ J. M. Iturbe Ponce,^{61a}
R. Iuppa,^{73a,73b} H. Iwasaki,⁷⁹ J. M. Izen,⁴² V. Izzo,^{67a} S. Jabbar,³ P. Jacka,¹³⁷ P. Jackson,¹ R. M. Jacobs,²⁴ V. Jain,² G. Jäkel,¹⁸⁰
K. B. Jakobi,⁹⁷ K. Jakobs,⁵⁰ S. Jakobsen,⁷⁴ T. Jakoubek,¹³⁷ D. O. Jamin,¹²⁵ D. K. Jana,⁹³ R. Jansky,⁵² J. Janssen,²⁴
M. Janus,⁵¹ P. A. Janus,^{81a} G. Jarlskog,⁹⁴ N. Javadov,^{77,ae} T. Javůrek,⁵⁰ M. Javurkova,⁵⁰ F. Jeanneau,¹⁴² L. Jeanty,¹⁸
J. Jejelava,^{157a,af} A. Jelinskas,¹⁷⁶ P. Jenni,^{50,d} C. Jeske,¹⁷⁶ S. Jézéquel,⁵ H. Ji,¹⁷⁹ J. Jia,¹⁵² H. Jiang,⁷⁶ Y. Jiang,^{58a} Z. Jiang,¹⁵⁰
S. Jiggins,⁹² J. Jimenez Pena,¹⁷² S. Jin,^{15b} A. Jinaru,^{27b} O. Jinnouchi,¹⁶³ H. Jivan,^{32c} P. Johansson,¹⁴⁶ K. A. Johns,⁷
C. A. Johnson,⁶³ W. J. Johnson,¹⁴⁵ K. Jon-And,^{43a,43b} R. W. L. Jones,⁸⁷ S. D. Jones,¹⁵³ S. Jones,⁷ T. J. Jones,⁸⁸
J. Jongmanns,^{59a} P. M. Jorge,^{136a,136b} J. Jovicevic,^{166a} X. Ju,¹⁷⁹ J. J. Junggeburth,¹¹³ A. Juste Rozas,^{14,y} A. Kaczmarska,⁸²
M. Kado,¹²⁸ H. Kagan,¹²² M. Kagan,¹⁵⁰ T. Kaji,¹⁷⁷ E. Kajomovitz,¹⁵⁸ C. W. Kalderon,⁹⁴ A. Kaluza,⁹⁷ S. Kama,⁴¹
A. Kamenshchikov,¹⁴⁰ L. Kanjir,⁸⁹ Y. Kano,¹⁶¹ V. A. Kantserov,¹¹⁰ J. Kanzaki,⁷⁹ B. Kaplan,¹²¹ L. S. Kaplan,¹⁷⁹ D. Kar,^{32c}
K. Karakostas,¹⁰ N. Karastathis,¹⁰ M. J. Kareem,^{166b} E. Karentzos,¹⁰ S. N. Karpov,⁷⁷ Z. M. Karpova,⁷⁷ V. Kartvelishvili,⁸⁷
A. N. Karyukhin,¹⁴⁰ K. Kasahara,¹⁶⁷ L. Kashif,¹⁷⁹ R. D. Kass,¹²² A. Kastanas,¹⁵¹ Y. Kataoka,¹⁶¹ C. Kato,¹⁶¹ A. Katre,⁵²
J. Katzy,⁴⁴ K. Kawade,⁸⁰ K. Kawagoe,⁸⁵ T. Kawamoto,¹⁶¹ G. Kawamura,⁵¹ E. F. Kay,⁸⁸ V. F. Kazanin,^{120b,120a} R. Keeler,¹⁷⁴
R. Kehoe,⁴¹ J. S. Keller,³³ E. Kellermann,⁹⁴ J. J. Kempster,²¹ J. Kendrick,²¹ O. Kepka,¹³⁷ S. Kersten,¹⁸⁰ B. P. Kerševan,⁸⁹
R. A. Keyes,¹⁰¹ M. Khader,¹⁷¹ F. Khalil-Zada,¹³ A. Khanov,¹²⁵ A. G. Kharlamov,^{120b,120a} T. Kharlamova,^{120b,120a}
A. Khodinov,¹⁶⁴ T. J. Khoo,⁵² V. Khovanskiy,^{109,†} E. Khramov,⁷⁷ J. Khubua,^{157b} S. Kido,⁸⁰ M. Kiehn,⁵² C. R. Kilby,⁹¹
H. Y. Kim,⁸ S. H. Kim,¹⁶⁷ Y. K. Kim,³⁶ N. Kimura,^{64a,64c} O. M. Kind,¹⁹ B. T. King,⁸⁸ D. Kirchmeier,⁴⁶ J. Kirk,¹⁴¹
A. E. Kiryunin,¹¹³ T. Kishimoto,¹⁶¹ D. Kisielewska,^{81a} V. Kitali,⁴⁴ O. Kivernyk,⁵ E. Kladiva,^{28b,†}
T. Klapdor-Kleingrothaus,⁵⁰ M. H. Klein,¹⁰³ M. Klein,⁸⁸ U. Klein,⁸⁸ K. Kleinknecht,⁹⁷ P. Klimek,¹¹⁹ A. Klimentov,²⁹
R. Klingenberg,^{45,†} T. Klingl,²⁴ T. Klioutchnikova,³⁵ F. F. Klitzner,¹¹² P. Kluit,¹¹⁸ S. Kluth,¹¹³ E. Kneringer,⁷⁴
E. B. F. G. Knoops,⁹⁹ A. Knue,⁵⁰ A. Kobayashi,¹⁶¹ D. Kobayashi,⁸⁵ T. Kobayashi,¹⁶¹ M. Kobel,⁴⁶ M. Kocian,¹⁵⁰ P. Kodys,¹³⁹
T. Koffas,³³ E. Koffeman,¹¹⁸ N. M. Köhler,¹¹³ T. Koi,¹⁵⁰ M. Kolb,^{59b} I. Koletsou,⁵ T. Kondo,⁷⁹ N. Kondrashova,^{58c}
K. Köneke,⁵⁰ A. C. König,¹¹⁷ T. Kono,^{79,am} R. Konoplich,^{121,ai} N. Konstantinidis,⁹² B. Konya,⁹⁴ R. Kopeliansky,⁶³
S. Koperny,^{81a} K. Korcyl,⁸² K. Kordas,¹⁶⁰ A. Korn,⁹² I. Korolkov,¹⁴ E. V. Korolkova,¹⁴⁶ O. Kortner,¹¹³ S. Kortner,¹¹³
T. Kosek,¹³⁹ V. V. Kostyukhin,²⁴ A. Kotwal,⁴⁷ A. Koulouris,¹⁰ A. Kourkouveli-Charalampidi,^{68a,68b} C. Kourkouvelis,⁹
E. Kourlitis,¹⁴⁶ V. Kouskoura,²⁹ A. B. Kowalewska,⁸² R. Kowalewski,¹⁷⁴ T. Z. Kowalski,^{81a} C. Kozakai,¹⁶¹ W. Kozanecki,¹⁴²
A. S. Kozhin,¹⁴⁰ V. A. Kramarenko,¹¹¹ G. Kramberger,⁸⁹ D. Krasnopevtsev,¹¹⁰ M. W. Krasny,¹³² A. Krasznahorkay,³⁵

D. Krauss,¹¹³ J. A. Kremer,^{81a} J. Kretzschmar,⁸⁸ K. Kreuzfeldt,⁵⁴ P. Krieger,¹⁶⁵ K. Krizka,¹⁸ K. Kroeninger,⁴⁵ H. Kroha,¹¹³
 J. Kroll,¹³⁷ J. Kroll,¹³³ J. Kroseberg,²⁴ J. Krstic,¹⁶ U. Kruchonak,⁷⁷ H. Krüger,²⁴ N. Krumnack,⁷⁶ M. C. Kruse,⁴⁷
 T. Kubota,¹⁰² S. Kuday,^{4b} J. T. Kuechler,¹⁸⁰ S. Kuehn,³⁵ A. Kugel,^{59a} F. Kuger,¹⁷⁵ T. Kuhl,⁴⁴ V. Kukhtin,⁷⁷ R. Kukla,⁹⁹
 Y. Kulchitsky,¹⁰⁵ S. Kuleshov,^{144b} Y. P. Kulinich,¹⁷¹ M. Kuna,⁵⁶ T. Kunigo,⁸³ A. Kupco,¹³⁷ T. Kupfer,⁴⁵ O. Kuprash,¹⁵⁹
 H. Kurashige,⁸⁰ L. L. Kurchaninov,^{166a} Y. A. Kurochkin,¹⁰⁵ M. G. Kurth,^{15d} E. S. Kuwertz,¹⁷⁴ M. Kuze,¹⁶³ J. Kvita,¹²⁶
 T. Kwan,¹⁷⁴ A. La Rosa,¹¹³ J. L. La Rosa Navarro,^{78d} L. La Rotonda,^{40b,40a} F. La Ruffa,^{40b,40a} C. Lacasta,¹⁷² F. Lacava,^{70a,70b}
 J. Lacey,⁴⁴ D. P. J. Lack,⁹⁸ H. Lacker,¹⁹ D. Lacour,¹³² E. Ladygin,⁷⁷ R. Lafaye,⁵ B. Laforge,¹³² S. Lai,⁵¹ S. Lammers,⁶³
 W. Lampl,⁷ E. Lançon,²⁹ U. Landgraf,⁵⁰ M. P. J. Landon,⁹⁰ M. C. Lanfermann,⁵² V. S. Lang,⁴⁴ J. C. Lange,¹⁴
 R. J. Langenberg,³⁵ A. J. Lankford,¹⁶⁹ F. Lanni,²⁹ K. Lantzsich,²⁴ A. Lanza,^{68a} A. Lapertosa,^{53b,53a} S. Laplace,¹³²
 J. F. Laporte,¹⁴² T. Lari,^{66a} F. Lasagni Manghi,^{23b,23a} M. Lassnig,³⁵ T. S. Lau,^{61a} A. Laudrain,¹²⁸ A. T. Law,¹⁴³ P. Laycock,⁸⁸
 M. Lazzaroni,^{66a,66b} B. Le,¹⁰² O. Le Dortz,¹³² E. Le Guirriec,⁹⁹ E. P. Le Quilleuc,¹⁴² M. LeBlanc,⁷ T. LeCompte,⁶
 F. Ledroit-Guillon,⁵⁶ C. A. Lee,²⁹ G. R. Lee,^{144a} L. Lee,⁵⁷ S. C. Lee,¹⁵⁵ B. Lefebvre,¹⁰¹ M. Lefebvre,¹⁷⁴ F. Legger,¹¹²
 C. Leggett,¹⁸ G. Lehmann Miotto,³⁵ W. A. Light,⁴⁴ A. Leisos,^{160,v} M. A. L. Leite,^{78d} R. Leitner,¹³⁹ D. Lellouch,¹⁷⁸
 B. Lemmer,⁵¹ K. J. C. Leney,⁹² T. Lenz,²⁴ B. Lenzi,³⁵ R. Leone,⁷ S. Leone,^{69a} C. Leonidopoulos,⁴⁸ G. Lerner,¹⁵³ C. Leroy,¹⁰⁷
 R. Les,¹⁶⁵ A. A. J. Lesage,¹⁴² C. G. Lester,³¹ M. Levchenko,¹³⁴ J. Levêque,⁵ D. Levin,¹⁰³ L. J. Levinson,¹⁷⁸ M. Levy,²¹
 D. Lewis,⁹⁰ B. Li,^{58a,r} C-Q. Li,^{58a} H. Li,^{58b} L. Li,^{58c} Q. Li,^{15d} Q. Y. Li,^{58a} S. Li,^{58d,58c} X. Li,^{58c} Y. Li,¹⁴⁸ Z. Liang,^{15a}
 B. Liberti,^{71a} A. Liblong,¹⁶⁵ K. Lie,^{61c} A. Limosani,¹⁵⁴ C. Y. Lin,³¹ K. Lin,¹⁰⁴ S. C. Lin,¹⁵⁶ T. H. Lin,⁹⁷ R. A. Linck,⁶³
 B. E. Lindquist,¹⁵² A. L. Lioni,⁵² E. Lipeles,¹³³ A. Lipniacka,¹⁷ M. Lisovsky,^{59b} T. M. Liss,^{171,ap} A. Lister,¹⁷³ A. M. Litke,¹⁴³
 J. D. Little,⁸ B. Liu,⁷⁶ B. L. Liu,⁶ H. B. Liu,²⁹ H. Liu,¹⁰³ J. B. Liu,^{58a} J. K. K. Liu,¹³¹ K. Liu,¹³² M. Liu,^{58a} P. Liu,¹⁸
 Y. L. Liu,^{58a} Y. W. Liu,^{58a} M. Livan,^{68a,68b} A. Lleres,⁵⁶ J. Llorente Merino,^{15a} S. L. Lloyd,⁹⁰ C. Y. Lo,^{61b} F. Lo Sterzo,⁴¹
 E. M. Lobodzinska,⁴⁴ P. Loch,⁷ F. K. Loebinger,⁹⁸ A. Loesle,⁵⁰ K. M. Loew,²⁶ T. Lohse,¹⁹ K. Lohwasser,¹⁴⁶ M. Lokajicek,¹³⁷
 B. A. Long,²⁵ J. D. Long,¹⁷¹ R. E. Long,⁸⁷ L. Longo,^{65a,65b} K. A.Looper,¹²² J. A. Lopez,^{144b} I. Lopez Paz,¹⁴
 A. Lopez Solis,¹³² J. Lorenz,¹¹² N. Lorenzo Martinez,⁵ M. Losada,²² P. J. Lösel,¹¹² X. Lou,⁴⁴ X. Lou,^{15a} A. Lounis,¹²⁸
 J. Love,⁶ P. A. Love,⁸⁷ J. J. Lozano Bahilo,¹⁷² H. Lu,^{61a} N. Lu,¹⁰³ Y. J. Lu,⁶² H. J. Lubatti,¹⁴⁵ C. Luci,^{70a,70b} A. Lucotte,⁵⁶
 C. Luedtke,⁵⁰ F. Luehring,⁶³ I. Luise,¹³² W. Lukas,⁷⁴ L. Luminari,^{70a} B. Lund-Jensen,¹⁵¹ M. S. Lutz,¹⁰⁰ P. M. Luzzi,¹³²
 D. Lynn,²⁹ R. Lysak,¹³⁷ E. Lytken,⁹⁴ F. Lyu,^{15a} V. Lyubushkin,⁷⁷ H. Ma,²⁹ L. L. Ma,^{58b} Y. Ma,^{58b} G. Maccarrone,⁴⁹
 A. Macchiolo,¹¹³ C. M. Macdonald,¹⁴⁶ J. Machado Miguens,^{133,136b} D. Madaffari,¹⁷² R. Madar,³⁷ W. F. Mader,⁴⁶
 A. Madsen,⁴⁴ N. Madysa,⁴⁶ J. Maeda,⁸⁰ S. Maeland,¹⁷ T. Maeno,²⁹ A. S. Maevskiy,¹¹¹ V. Magerl,⁵⁰ C. Maidantchik,^{78b}
 T. Maier,¹¹² A. Maio,^{136a,136b,136d} O. Majersky,^{28a} S. Majewski,¹²⁷ Y. Makida,⁷⁹ N. Makovec,¹²⁸ B. Malaescu,¹³² P. Malecki,⁸²
 V. P. Maleev,¹³⁴ F. Malek,⁵⁶ U. Mallik,⁷⁵ D. Malon,⁶ C. Malone,³¹ S. Maltezos,¹⁰ S. Malyukov,³⁵ J. Mamuzic,¹⁷²
 G. Mancini,⁴⁹ I. Mandić,⁸⁹ J. Maneira,^{136a,136b} L. Manhaes de Andrade Filho,^{78a} J. Manjarres Ramos,⁴⁶ K. H. Mankinen,⁹⁴
 A. Mann,¹¹² A. Manousos,⁷⁴ B. Mansoulié,¹⁴² J. D. Mansour,^{15a} R. Mantifel,¹⁰¹ M. Mantoani,⁵¹ S. Manzoni,^{66a,66b}
 G. Marceca,³⁰ L. March,⁵² L. Marchese,¹³¹ G. Marchiori,¹³² M. Marcisovsky,¹³⁷ C. A. Marin Tobon,³⁵ M. Marjanovic,³⁷
 D. E. Marley,¹⁰³ F. Marroquim,^{78b} Z. Marshall,¹⁸ M. U. F. Martensson,¹⁷⁰ S. Marti-Garcia,¹⁷² C. B. Martin,¹²²
 T. A. Martin,¹⁷⁶ V. J. Martin,⁴⁸ B. Martin dit Latour,¹⁷ M. Martinez,^{14,y} V. I. Martinez Outschoorn,¹⁰⁰ S. Martin-Haugh,¹⁴¹
 V. S. Martouli,^{27b} A. C. Martyniuk,⁹² A. Marzin,³⁵ L. Masetti,⁹⁷ T. Mashimo,¹⁶¹ R. Mashinistov,¹⁰⁸ J. Masik,⁹⁸
 A. L. Maslennikov,^{120b,120a} L. H. Mason,¹⁰² L. Massa,^{71a,71b} P. Mastrandrea,⁵ A. Mastroberardino,^{40b,40a} T. Masubuchi,¹⁶¹
 P. Mättig,¹⁸⁰ J. Maurer,^{27b} B. Maček,⁸⁹ S. J. Maxfield,⁸⁸ D. A. Maximov,^{120b,120a} R. Mazini,¹⁵⁵ I. Maznas,¹⁶⁰ S. M. Mazza,¹⁴³
 N. C. Mc Fadden,¹¹⁶ G. Mc Goldrick,¹⁶⁵ S. P. Mc Kee,¹⁰³ A. McCarn,¹⁰³ T. G. McCarthy,¹¹³ L. I. McClymont,⁹²
 E. F. McDonald,¹⁰² J. A. Mcfayden,³⁵ G. Mchedlidze,⁵¹ M. A. McKay,⁴¹ K. D. McLean,¹⁷⁴ S. J. McMahan,¹⁴¹
 P. C. McNamara,¹⁰² C. J. McNicol,¹⁷⁶ R. A. McPherson,^{174,ac} Z. A. Meadows,¹⁰⁰ S. Meehan,¹⁴⁵ T. Megy,⁵⁰ S. Mehlhase,¹¹²
 A. Mehta,⁸⁸ T. Meideck,⁵⁶ B. Meirose,⁴² D. Melini,^{172,h} B. R. Mellado Garcia,^{32c} J. D. Mellenthin,⁵¹ M. Melo,^{28a}
 F. Meloni,²⁰ A. Melzer,²⁴ S. B. Menary,⁹⁸ L. Meng,⁸⁸ X. T. Meng,¹⁰³ A. Mengarelli,^{23b,23a} S. Menke,¹¹³ E. Meoni,^{40b,40a}
 S. Mergelmeyer,¹⁹ C. Merlassino,²⁰ P. Mermod,⁵² L. Merola,^{67a,67b} C. Meroni,^{66a} F. S. Merritt,³⁶ A. Messina,^{70a,70b}
 J. Metcalfe,⁶ A. S. Mete,¹⁶⁹ C. Meyer,¹³³ J. Meyer,¹⁵⁸ J-P. Meyer,¹⁴² H. Meyer Zu Theenhausen,^{59a} F. Miano,¹⁵³
 R. P. Middleton,¹⁴¹ L. Mijović,⁴⁸ G. Mikenberg,¹⁷⁸ M. Mikestikova,¹³⁷ M. Mikuž,⁸⁹ M. Milesi,¹⁰² A. Milic,¹⁶⁵ D. A. Millar,⁹⁰
 D. W. Miller,³⁶ A. Milov,¹⁷⁸ D. A. Milstead,^{43a,43b} A. A. Minaenko,¹⁴⁰ I. A. Minashvili,^{157b} A. I. Mincer,¹²¹ B. Mindur,^{81a}
 M. Mineev,⁷⁷ Y. Minegishi,¹⁶¹ Y. Ming,¹⁷⁹ L. M. Mir,¹⁴ A. Mirto,^{65a,65b} K. P. Mistry,¹³³ T. Mitani,¹⁷⁷ J. Mitrevski,¹¹²
 V. A. Mitsou,¹⁷² A. Miucci,²⁰ P. S. Miyagawa,¹⁴⁶ A. Mizukami,⁷⁹ J. U. Mjörnmark,⁹⁴ T. Mkrtychyan,¹⁸² M. Mlynarikova,¹³⁹

T. Moa,^{43a,43b} K. Mochizuki,¹⁰⁷ P. Mogg,⁵⁰ S. Mohapatra,³⁸ S. Molander,^{43a,43b} R. Moles-Valls,²⁴ M. C. Mondragon,¹⁰⁴ K. Mönig,⁴⁴ J. Monk,³⁹ E. Monnier,⁹⁹ A. Montalbano,¹⁴⁹ J. Montejo Berlingen,³⁵ F. Monticelli,⁸⁶ S. Monzani,^{66a} R. W. Moore,³ N. Morange,¹²⁸ D. Moreno,²² M. Moreno Llácer,³⁵ P. Morettini,^{53b} M. Morgenstern,¹¹⁸ S. Morgenstern,³⁵ D. Mori,¹⁴⁹ T. Mori,¹⁶¹ M. Morii,⁵⁷ M. Morinaga,¹⁷⁷ V. Morisbak,¹³⁰ A. K. Morley,³⁵ G. Mornacchi,³⁵ J. D. Morris,⁹⁰ L. Morvaj,¹⁵² P. Moschovakos,¹⁰ M. Mosidze,^{157b} H. J. Moss,¹⁴⁶ J. Moss,^{150,m} K. Motohashi,¹⁶³ R. Mount,¹⁵⁰ E. Mountricha,²⁹ E. J. W. Moyse,¹⁰⁰ S. Muanza,⁹⁹ F. Mueller,¹¹³ J. Mueller,¹³⁵ R. S. P. Mueller,¹¹² D. Muenstermann,⁸⁷ P. Mullen,⁵⁵ G. A. Mullier,²⁰ F. J. Munoz Sanchez,⁹⁸ P. Murin,^{28b} W. J. Murray,^{176,141} A. Murrone,^{66a,66b} M. Muškinja,⁸⁹ C. Mwewa,^{32a} A. G. Myagkov,^{140,aj} J. Myers,¹²⁷ M. Myska,¹³⁸ B. P. Nachman,¹⁸ O. Nackenhorst,⁴⁵ K. Nagai,¹³¹ R. Nagai,^{79,am} K. Nagano,⁷⁹ Y. Nagasaka,⁶⁰ K. Nagata,¹⁶⁷ M. Nagel,⁵⁰ E. Nagy,⁹⁹ A. M. Nairz,³⁵ Y. Nakahama,¹¹⁵ K. Nakamura,⁷⁹ T. Nakamura,¹⁶¹ I. Nakano,¹²³ R. F. Naranjo Garcia,⁴⁴ R. Narayan,¹¹ D. I. Narrias Villar,^{59a} I. Naryshkin,¹³⁴ T. Naumann,⁴⁴ G. Navarro,²² R. Nayyar,⁷ H. A. Neal,^{103,†} P. Y. Nechaeva,¹⁰⁸ T. J. Neepe,¹⁴² A. Negri,^{68a,68b} M. Negrini,^{23b} S. Nektarijevic,¹¹⁷ C. Nellist,⁵¹ M. E. Nelson,¹³¹ S. Nemecek,¹³⁷ P. Nemethy,¹²¹ M. Nessi,^{35,f} M. S. Neubauer,¹⁷¹ M. Neumann,¹⁸⁰ P. R. Newman,²¹ T. Y. Ng,^{61c} Y. S. Ng,¹⁹ H. D. N. Nguyen,⁹⁹ T. Nguyen Manh,¹⁰⁷ E. Nibigira,³⁷ R. B. Nickerson,¹³¹ R. Nicolaidou,¹⁴² J. Nielsen,¹⁴³ N. Nikiforou,¹¹ V. Nikolaenko,^{140,aj} I. Nikolic-Audit,¹³² K. Nikolopoulos,²¹ P. Nilsson,²⁹ Y. Ninomiya,⁷⁹ A. Nisati,^{70a} N. Nishu,^{58c} R. Nisius,¹¹³ I. Nitsche,⁴⁵ T. Nitta,¹⁷⁷ T. Nobe,¹⁶¹ Y. Noguchi,⁸³ M. Nomachi,¹²⁹ I. Nomidis,³³ M. A. Nomura,²⁹ T. Nooney,⁹⁰ M. Nordberg,³⁵ N. Norjoharuddeen,¹³¹ T. Novak,⁸⁹ O. Novgorodova,⁴⁶ R. Novotny,¹³⁸ M. Nozaki,⁷⁹ L. Nozka,¹²⁶ K. Ntekas,¹⁶⁹ E. Nurse,⁹² F. Nuti,¹⁰² F. G. Oakham,^{33,as} H. Oberlack,¹¹³ T. Obermann,²⁴ J. Ocariz,¹³² A. Ochi,⁸⁰ I. Ochoa,³⁸ J. P. Ochoa-Ricoux,^{144a} K. O'Connor,²⁶ S. Oda,⁸⁵ S. Odaka,⁷⁹ A. Oh,⁹⁸ S. H. Oh,⁴⁷ C. C. Ohm,¹⁵¹ H. Ohman,¹⁷⁰ H. Oide,^{53b,53a} H. Okawa,¹⁶⁷ Y. Okumura,¹⁶¹ T. Okuyama,⁷⁹ A. Olariu,^{27b} L. F. Oleiro Seabra,^{136a} S. A. Olivares Pino,^{144a} D. Oliveira Damazio,²⁹ J. L. Oliver,¹ M. J. R. Olsson,³⁶ A. Olszewski,⁸² J. Olszowska,⁸² D. C. O'Neil,¹⁴⁹ A. Onofre,^{136a,136e} K. Onogi,¹¹⁵ P. U. E. Onyisi,¹¹ H. Oppen,¹³⁰ M. J. Oreglia,³⁶ Y. Oren,¹⁵⁹ D. Orestano,^{72a,72b} E. C. Orgill,⁹⁸ N. Orlando,^{61b} A. A. O'Rourke,⁴⁴ R. S. Orr,¹⁶⁵ B. Osculati,^{53b,53a,†} V. O'Shea,⁵⁵ R. Ospanov,^{58a} G. Otero y Garzon,³⁰ H. Otono,⁸⁵ M. Ouchrif,^{34d} F. Ould-Saada,¹³⁰ A. Ouraou,¹⁴² K. P. Oussoren,¹¹⁸ Q. Ouyang,^{15a} M. Owen,⁵⁵ R. E. Owen,²¹ V. E. Ozcan,^{12c} N. Ozturk,⁸ K. Pachal,¹⁴⁹ A. Pacheco Pages,¹⁴ L. Pacheco Rodriguez,¹⁴² C. Padilla Aranda,¹⁴ S. Pagan Griso,¹⁸ M. Paganini,¹⁸¹ G. Palacino,⁶³ S. Palazzo,^{40b,40a} S. Palestini,³⁵ M. Palka,^{81b} D. Pallin,³⁷ I. Panagoulas,¹⁰ C. E. Pandini,⁵² J. G. Panduro Vazquez,⁹¹ P. Pani,³⁵ D. Pantea,^{27b} L. Paolozzi,⁵² T. D. Papadopoulou,¹⁰ K. Papageorgiou,^{9,i} A. Paramonov,⁶ D. Paredes Hernandez,^{61b} B. Parida,^{58c} A. J. Parker,⁸⁷ K. A. Parker,⁴⁴ M. A. Parker,³¹ F. Parodi,^{53b,53a} J. A. Parsons,³⁸ U. Parzefall,⁵⁰ V. R. Pascuzzi,¹⁶⁵ J. M. P. Pasner,¹⁴³ E. Pasqualucci,^{70a} S. Passaggio,^{53b} F. Pastore,⁹¹ P. Pasuwan,^{43a,43b} S. Pataraja,⁹⁷ J. R. Pater,⁹⁸ A. Pathak,^{179,j} T. Pauly,³⁵ B. Pearson,¹¹³ S. Pedraza Lopez,¹⁷² R. Pedro,^{136a,136b} S. V. Peleganchuk,^{120b,120a} O. Penc,¹³⁷ C. Peng,^{15d} H. Peng,^{58a} J. Penwell,⁶³ B. S. Peralva,^{78a} M. M. Perego,¹⁴² A. P. Pereira Peixoto,^{136a} D. V. Perepelitsa,²⁹ F. Peri,¹⁹ L. Perini,^{66a,66b} H. Pernegger,³⁵ S. Perrella,^{67a,67b} V. D. Peshekhonov,^{77,†} K. Peters,⁴⁴ R. F. Y. Peters,⁹⁸ B. A. Petersen,³⁵ T. C. Petersen,³⁹ E. Petit,⁵⁶ A. Petridis,¹ C. Petridou,¹⁶⁰ P. Petroff,¹²⁸ E. Petrolo,^{70a} M. Petrov,¹³¹ F. Petrucci,^{72a,72b} N. E. Pettersson,¹⁰⁰ A. Peyaud,¹⁴² R. Pezoa,^{144b} T. Pham,¹⁰² F. H. Phillips,¹⁰⁴ P. W. Phillips,¹⁴¹ G. Piacquadio,¹⁵² E. Pianori,¹⁷⁶ A. Picazio,¹⁰⁰ M. A. Pickering,¹³¹ R. Piegaia,³⁰ J. E. Pilcher,³⁶ A. D. Pilkington,⁹⁸ M. Pinamonti,^{71a,71b} J. L. Pinfold,³ M. Pitt,¹⁷⁸ M-A. Pleier,²⁹ V. Pleskot,¹³⁹ E. Plotnikova,⁷⁷ D. Pluth,⁷⁶ P. Podberezko,^{120b,120a} R. Poettgen,⁹⁴ R. Poggi,^{68a,68b} L. Poggioli,¹²⁸ I. Pogrebnyak,¹⁰⁴ D. Pohl,²⁴ I. Pokharel,⁵¹ G. Polesello,^{68a} A. Poley,⁴⁴ A. Policicchio,^{40b,40a} R. Polifka,³⁵ A. Polini,^{23b} C. S. Pollard,⁴⁴ V. Polychronakos,²⁹ D. Ponomarenko,¹¹⁰ L. Pontecorvo,^{70a} G. A. Popeneciu,^{27d} D. M. Portillo Quintero,¹³² S. Pospisil,¹³⁸ K. Potamianos,⁴⁴ I. N. Potrap,⁷⁷ C. J. Potter,³¹ H. Potti,¹¹ T. Poulsen,⁹⁴ J. Poveda,³⁵ M. E. Pozo Astigarraga,³⁵ P. Pralavorio,⁹⁹ S. Prell,⁷⁶ D. Price,⁹⁸ M. Primavera,^{65a} S. Prince,¹⁰¹ N. Proklova,¹¹⁰ K. Prokofiev,^{61c} F. Prokoshin,^{144b} S. Protopopescu,²⁹ J. Proudfoot,⁶ M. Przybycien,^{81a} A. Puri,¹⁷¹ P. Puzo,¹²⁸ J. Qian,¹⁰³ Y. Qin,⁹⁸ A. Quadt,⁵¹ M. Queitsch-Maitland,⁴⁴ A. Qureshi,¹ S. K. Radhakrishnan,¹⁵² P. Rados,¹⁰² F. Ragusa,^{66a,66b} G. Rahal,⁹⁵ J. A. Raine,⁹⁸ S. Rajagopalan,²⁹ T. Rashid,¹²⁸ S. Raspopov,⁵ M. G. Ratti,^{66a,66b} D. M. Rauch,⁴⁴ F. Rauscher,¹¹² S. Rave,⁹⁷ B. Ravina,¹⁴⁶ I. Ravinovich,¹⁷⁸ J. H. Rawling,⁹⁸ M. Raymond,³⁵ A. L. Read,¹³⁰ N. P. Readioff,⁵⁶ M. Reale,^{65a,65b} D. M. Rebuffi,^{68a,68b} A. Redelbach,¹⁷⁵ G. Redlinger,²⁹ R. Reece,¹⁴³ R. G. Reed,^{32c} K. Reeves,⁴² L. Rehnisch,¹⁹ J. Reichert,¹³³ A. Reiss,⁹⁷ C. Rembser,³⁵ H. Ren,^{15d} M. Rescigno,^{70a} S. Resconi,^{66a} E. D. Resseguie,¹³³ S. Rettie,¹⁷³ E. Reynolds,²¹ O. L. Rezanova,^{120b,120a} P. Reznicek,¹³⁹ R. Richter,¹¹³ S. Richter,⁹² E. Richter-Was,^{81b} O. Ricken,²⁴ M. Ridel,¹³² P. Rieck,¹¹³ C. J. Riegel,¹⁸⁰ O. Rifki,⁴⁴ M. Rijssenbeek,¹⁵² A. Rimoldi,^{68a,68b} M. Rimoldi,²⁰ L. Rinaldi,^{23b} G. Ripellino,¹⁵¹ B. Ristić,³⁵ E. Ritsch,³⁵ I. Riu,¹⁴ J. C. Rivera Vergara,^{144a}

F. Rizatdinova,¹²⁵ E. Rizvi,⁹⁰ C. Rizzi,¹⁴ R. T. Roberts,⁹⁸ S. H. Robertson,^{101,ac} A. Robichaud-Veronneau,¹⁰¹ D. Robinson,³¹ J. E. M. Robinson,⁴⁴ A. Robson,⁵⁵ E. Rocco,⁹⁷ C. Roda,^{69a,69b} Y. Rodina,^{99,z} S. Rodriguez Bosca,¹⁷² A. Rodriguez Perez,¹⁴ D. Rodriguez Rodriguez,¹⁷² A. M. Rodríguez Vera,^{166b} S. Roe,³⁵ C. S. Rogan,⁵⁷ O. Røhne,¹³⁰ R. Röhrig,¹¹³ C. P. A. Roland,⁶³ J. Roloff,⁵⁷ A. Romaniouk,¹¹⁰ M. Romano,^{23b,23a} E. Romero Adam,¹⁷² N. Rompotis,⁸⁸ M. Ronzani,¹²¹ L. Roos,¹³² S. Rosati,^{70a} K. Rosbach,⁵⁰ P. Rose,¹⁴³ N.-A. Rosien,⁵¹ E. Rossi,^{67a,67b} L. P. Rossi,^{53b} L. Rossini,^{66a,66b} J. H. N. Rosten,³¹ R. Rosten,¹⁴⁵ M. Rotaru,^{27b} J. Rothberg,¹⁴⁵ D. Rousseau,¹²⁸ D. Roy,^{32c} A. Rozanov,⁹⁹ Y. Rozen,¹⁵⁸ X. Ruan,^{32c} F. Rubbo,¹⁵⁰ F. Rühr,⁵⁰ A. Ruiz-Martinez,³³ Z. Rurikova,⁵⁰ N. A. Rusakovich,⁷⁷ H. L. Russell,¹⁰¹ J. P. Rutherford,⁷ N. Ruthmann,³⁵ E. M. Rüttinger,^{44,k} Y. F. Ryabov,¹³⁴ M. Rybar,¹⁷¹ G. Rybkin,¹²⁸ S. Ryu,⁶ A. Ryzhov,¹⁴⁰ G. F. Rzehorz,⁵¹ P. Sabatini,⁵¹ G. Sabato,¹¹⁸ S. Sacerdoti,¹²⁸ H. F.-W. Sadrozinski,¹⁴³ R. Sadykov,⁷⁷ F. Safai Tehrani,^{70a} P. Saha,¹¹⁹ M. Sahinsoy,^{59a} M. Saimpert,⁴⁴ M. Saito,¹⁶¹ T. Saito,¹⁶¹ H. Sakamoto,¹⁶¹ A. Sakharov,^{121,ai} D. Salamani,⁵² G. Salamanna,^{72a,72b} J. E. Salazar Loyola,^{144b} D. Salek,¹¹⁸ P. H. Sales De Bruin,¹⁷⁰ D. Salihagic,¹¹³ A. Salnikov,¹⁵⁰ J. Salt,¹⁷² D. Salvatore,^{40b,40a} F. Salvatore,¹⁵³ A. Salvucci,^{61a,61b,61c} A. Salzburger,³⁵ D. Sammel,⁵⁰ D. Sampsonidis,¹⁶⁰ D. Sampsonidou,¹⁶⁰ J. Sánchez,¹⁷² A. Sanchez Pineda,^{64a,64c} H. Sandaker,¹³⁰ C. O. Sander,⁴⁴ M. Sandhoff,¹⁸⁰ C. Sandoval,²² D. P. C. Sankey,¹⁴¹ M. Sannino,^{53b,53a} Y. Sano,¹¹⁵ A. Sansoni,⁴⁹ C. Santoni,³⁷ H. Santos,^{136a} I. Santoyo Castillo,¹⁵³ A. Sapronov,⁷⁷ J. G. Saraiva,^{136a,136d} O. Sasaki,⁷⁹ K. Sato,¹⁶⁷ E. Sauvan,⁵ P. Savard,^{165,as} N. Savic,¹¹³ R. Sawada,¹⁶¹ C. Sawyer,¹⁴¹ L. Sawyer,^{93,ah} C. Sbarra,^{23b} A. Sbrizzi,^{23b,23a} T. Scanlon,⁹² D. A. Scannicchio,¹⁶⁹ J. Schaarschmidt,¹⁴⁵ P. Schacht,¹¹³ B. M. Schachtner,¹¹² D. Schaefer,³⁶ L. Schaefer,¹³³ J. Schaeffer,⁹⁷ S. Schaepe,³⁵ U. Schäfer,⁹⁷ A. C. Schaffer,¹²⁸ D. Schaile,¹¹² R. D. Schamberger,¹⁵² V. A. Schegelsky,¹³⁴ D. Scheirich,¹³⁹ F. Schenck,¹⁹ M. Schernau,¹⁶⁹ C. Schiavi,^{53b,53a} S. Schier,¹⁴³ L. K. Schildgen,²⁴ Z. M. Schillaci,²⁶ E. J. Schioppa,³⁵ M. Schioppa,^{40b,40a} K. E. Schleicher,⁵⁰ S. Schlenker,³⁵ K. R. Schmidt-Sommerfeld,¹¹³ K. Schmieden,³⁵ C. Schmitt,⁹⁷ S. Schmitt,⁴⁴ S. Schmitz,⁹⁷ U. Schnoor,⁵⁰ L. Schoeffel,¹⁴² A. Schoening,^{59b} E. Schopf,²⁴ M. Schott,⁹⁷ J. F. P. Schouwenberg,¹¹⁷ J. Schovancova,³⁵ S. Schramm,⁵² N. Schuh,⁹⁷ A. Schulte,⁹⁷ H.-C. Schultz-Coulon,^{59a} M. Schumacher,⁵⁰ B. A. Schumm,¹⁴³ Ph. Schune,¹⁴² A. Schwartzman,¹⁵⁰ T. A. Schwarz,¹⁰³ H. Schweiger,⁹⁸ Ph. Schwemling,¹⁴² R. Schwienhorst,¹⁰⁴ A. Sciandra,²⁴ G. Sciolla,²⁶ M. Scornajenghi,^{40b,40a} F. Scuri,^{69a} F. Scutti,¹⁰² L. M. Scyboz,¹¹³ J. Searcy,¹⁰³ C. D. Sebastiani,^{70a,70b} P. Seema,²⁴ S. C. Seidel,¹¹⁶ A. Seiden,¹⁴³ J. M. Seixas,^{78b} G. Sekhniaidze,^{67a} K. Sekhon,¹⁰³ S. J. Sekula,⁴¹ N. Semprini-Cesari,^{23b,23a} S. Senkin,³⁷ C. Serfon,¹³⁰ L. Serin,¹²⁸ L. Serkin,^{64a,64b} M. Sessa,^{72a,72b} H. Severini,¹²⁴ F. Sforza,¹⁶⁸ A. Sfyrla,⁵² E. Shabalina,⁵¹ J. D. Shahinian,¹⁴³ N. W. Shaikh,^{43a,43b} L. Y. Shan,^{15a} R. Shang,¹⁷¹ J. T. Shank,²⁵ M. Shapiro,¹⁸ A. S. Sharma,¹ A. Sharma,¹³¹ P. B. Shatalov,¹⁰⁹ K. Shaw,^{64a,64b} S. M. Shaw,⁹⁸ A. Shcherbakova,^{43a,43b} C. Y. Shehu,¹⁵³ Y. Shen,¹²⁴ N. Sherafati,³³ A. D. Sherman,²⁵ P. Sherwood,⁹² L. Shi,^{155,ao} S. Shimizu,⁸⁰ C. O. Shimmin,¹⁸¹ M. Shimojima,¹¹⁴ I. P. J. Shipsey,¹³¹ S. Shirabe,⁸⁵ M. Shiyakova,⁷⁷ J. Shlomi,¹⁷⁸ A. Shmeleva,¹⁰⁸ D. Shoaleh Saadi,¹⁰⁷ M. J. Shochet,³⁶ S. Shojaii,¹⁰² D. R. Shope,¹²⁴ S. Shrestha,¹²² E. Shulga,¹¹⁰ P. Sicho,¹³⁷ A. M. Sickles,¹⁷¹ P. E. Sidebo,¹⁵¹ E. Sideras Haddad,^{32c} O. Sidiropoulou,¹⁷⁵ A. Sidoti,^{23b,23a} F. Siegert,⁴⁶ Dj. Sijacki,¹⁶ J. Silva,^{136a,136d} M. Silva Jr.,¹⁷⁹ S. B. Silverstein,^{43a} L. Simic,⁷⁷ S. Simion,¹²⁸ E. Simioni,⁹⁷ B. Simmons,⁹² M. Simon,⁹⁷ P. Sinervo,¹⁶⁵ N. B. Sinev,¹²⁷ M. Sioli,^{23b,23a} G. Siragusa,¹⁷⁵ I. Siral,¹⁰³ S. Yu. Sivoklokov,¹¹¹ J. Sjölin,^{43a,43b} M. B. Skinner,⁸⁷ P. Skubic,¹²⁴ M. Slater,²¹ T. Slavicek,¹³⁸ M. Slawinska,⁸² K. Sliwa,¹⁶⁸ R. Slovak,¹³⁹ V. Smakhtin,¹⁷⁸ B. H. Smart,⁵ J. Smiesko,^{28a} N. Smirnov,¹¹⁰ S. Yu. Smirnov,¹¹⁰ Y. Smirnov,¹¹⁰ L. N. Smirnova,¹¹¹ O. Smirnova,⁹⁴ J. W. Smith,⁵¹ M. N. K. Smith,³⁸ R. W. Smith,³⁸ M. Smizanska,⁸⁷ K. Smolek,¹³⁸ A. A. Snesev,¹⁰⁸ I. M. Snyder,¹²⁷ S. Snyder,²⁹ R. Sobie,^{174,ac} F. Socher,⁴⁶ A. M. Soffa,¹⁶⁹ A. Soffer,¹⁵⁹ A. Sogaard,⁴⁸ D. A. Soh,¹⁵⁵ G. Sokhrannyi,⁸⁹ C. A. Solans Sanchez,³⁵ M. Solar,¹³⁸ E. Yu. Soldatov,¹¹⁰ U. Soldevila,¹⁷² A. A. Solodkov,¹⁴⁰ A. Soloshenko,⁷⁷ O. V. Solovyanov,¹⁴⁰ V. Solovyev,¹³⁴ P. Sommer,¹⁴⁶ H. Son,¹⁶⁸ W. Song,¹⁴¹ A. Sopczak,¹³⁸ F. Sopkova,^{28b} D. Sosa,^{59b} C. L. Sotiropoulou,^{69a,69b} S. Sottocornola,^{68a,68b} R. Soualah,^{64a,64c} A. M. Soukharev,^{120b,120a} D. South,⁴⁴ B. C. Sowden,⁹¹ S. Spagnolo,^{65a,65b} M. Spalla,¹¹³ M. Spangenberg,¹⁷⁶ F. Spandò,⁹¹ D. Sperlich,¹⁹ F. Spettel,¹¹³ T. M. Spieker,^{59a} R. Spighi,^{23b} G. Spigo,³⁵ L. A. Spiller,¹⁰² M. Spousta,¹³⁹ A. Stabile,^{66a,66b} R. Stamen,^{59a} S. Stamm,¹⁹ E. Stanecka,⁸² R. W. Stanek,⁶ C. Stanescu,^{72a} M. M. Stanitzki,⁴⁴ B. S. Stapf,¹¹⁸ S. Stapnes,¹³⁰ E. A. Starchenko,¹⁴⁰ G. H. Stark,³⁶ J. Stark,⁵⁶ S. H. Stark,³⁹ P. Staroba,¹³⁷ P. Starovoitov,^{59a} S. Stärz,³⁵ R. Staszewski,⁸² M. Stegler,⁴⁴ P. Steinberg,²⁹ B. Stelzer,¹⁴⁹ H. J. Stelzer,³⁵ O. Stelzer-Chilton,^{166a} H. Stenzel,⁵⁴ T. J. Stevenson,⁹⁰ G. A. Stewart,⁵⁵ M. C. Stockton,¹²⁷ G. Stoicea,^{27b} P. Stolte,⁵¹ S. Stonjek,¹¹³ A. Straessner,⁴⁶ M. E. Stramaglia,²⁰ J. Strandberg,¹⁵¹ S. Strandberg,^{43a,43b} M. Strauss,¹²⁴ P. Strizeneč,^{28b} R. Ströhmer,¹⁷⁵ D. M. Strom,¹²⁷ R. Stroynowski,⁴¹ A. Strubig,⁴⁸ S. A. Stucci,²⁹ B. Stugu,¹⁷ N. A. Styles,⁴⁴ D. Su,¹⁵⁰ J. Su,¹³⁵ S. Suchek,^{59a} Y. Sugaya,¹²⁹ M. Suk,¹³⁸ V. V. Sulin,¹⁰⁸ D. M. S. Sultan,⁵² S. Sultansoy,^{4c} T. Sumida,⁸³ S. Sun,¹⁰³ X. Sun,³ K. Suruliz,¹⁵³ C. J. E. Suster,¹⁵⁴

M. R. Sutton,¹⁵³ S. Suzuki,⁷⁹ M. Svatos,¹³⁷ M. Swiatlowski,³⁶ S. P. Swift,² A. Sydorenko,⁹⁷ I. Sykora,^{28a} T. Sykora,¹³⁹ D. Ta,⁹⁷ K. Tackmann,⁴⁴ J. Taenzer,¹⁵⁹ A. Taffard,¹⁶⁹ R. Tafirout,^{166a} E. Tahirovic,⁹⁰ N. Taiblum,¹⁵⁹ H. Takai,²⁹ R. Takashima,⁸⁴ E. H. Takasugi,¹¹³ K. Takeda,⁸⁰ T. Takeshita,¹⁴⁷ Y. Takubo,⁷⁹ M. Talby,⁹⁹ A. A. Talyshev,^{120b,120a} J. Tanaka,¹⁶¹ M. Tanaka,¹⁶³ R. Tanaka,¹²⁸ R. Tanioka,⁸⁰ B. B. Tannenwald,¹²² S. Tapia Araya,^{144b} S. Tapprogge,⁹⁷ A. Tarek Abouelfadl Mohamed,¹³² S. Tarem,¹⁵⁸ G. Tarna,^{27b,e} G. F. Tartarelli,^{66a} P. Tas,¹³⁹ M. Tasevsky,¹³⁷ T. Tashiro,⁸³ E. Tassi,^{40b,40a} A. Tavares Delgado,^{136a,136b} Y. Tayalati,^{34e} A. C. Taylor,¹¹⁶ A. J. Taylor,⁴⁸ G. N. Taylor,¹⁰² P. T. E. Taylor,¹⁰² W. Taylor,^{166b} P. Teixeira-Dias,⁹¹ D. Temple,¹⁴⁹ H. Ten Kate,³⁵ P. K. Teng,¹⁵⁵ J. J. Teoh,¹²⁹ F. Tepel,¹⁸⁰ S. Terada,⁷⁹ K. Terashi,¹⁶¹ J. Terron,⁹⁶ S. Terzo,¹⁴ M. Testa,⁴⁹ R. J. Teuscher,^{165,ac} S. J. Thais,¹⁸¹ T. Thevenaux-Pelzer,⁴⁴ F. Thiele,³⁹ J. P. Thomas,²¹ A. S. Thompson,⁵⁵ P. D. Thompson,²¹ L. A. Thomsen,¹⁸¹ E. Thomson,¹³³ Y. Tian,³⁸ R. E. Tice Torres,⁵¹ V. O. Tikhomirov,^{108,ak} Yu. A. Tikhonov,^{120b,120a} S. Timoshenko,¹¹⁰ P. Tipton,¹⁸¹ S. Tisserant,⁹⁹ K. Todome,¹⁶³ S. Todorova-Nova,⁵ S. Todt,⁴⁶ J. Tojo,⁸⁵ S. Tokár,^{28a} K. Tokushuku,⁷⁹ E. Tolley,¹²² M. Tomoto,¹¹⁵ L. Tompkins,¹⁵⁰ K. Toms,¹¹⁶ B. Tong,⁵⁷ P. Tornambe,⁵⁰ E. Torrence,¹²⁷ H. Torres,⁴⁶ E. Torró Pastor,¹⁴⁵ C. Toscirri,¹³¹ J. Toth,^{99,ab} F. Touchard,⁹⁹ D. R. Tovey,¹⁴⁶ C. J. Treado,¹²¹ T. Trefzger,¹⁷⁵ F. Tresoldi,¹⁵³ A. Tricoli,²⁹ I. M. Trigger,^{166a} S. Trincaz-Duvoid,¹³² M. F. Tripiana,¹⁴ W. Trischuk,¹⁶⁵ B. Trocmé,⁵⁶ A. Trofymov,⁴⁴ C. Troncon,^{66a} M. Trovatelli,¹⁷⁴ F. Trovato,¹⁵³ L. Truong,^{32b} M. Trzebinski,⁸² A. Trzupek,⁸² F. Tsai,⁴⁴ K. W. Tsang,^{61a} J. C.-L. Tseng,¹³¹ P. V. Tsiarehsha,¹⁰⁵ N. Tsirintanis,⁹ S. Tsiskaridze,¹⁴ V. Tsiskaridze,¹⁵² E. G. Tskhadadze,^{157a} I. I. Tsukerman,¹⁰⁹ V. Tsulaia,¹⁸ S. Tsuno,⁷⁹ D. Tsybychev,¹⁵² Y. Tu,^{61b} A. Tudorache,^{27b} V. Tudorache,^{27b} T. T. Tulbure,^{27a} A. N. Tuna,⁵⁷ S. Turchikhin,⁷⁷ D. Turgeman,¹⁷⁸ I. Turk Cakir,^{4b,t} R. Turra,^{66a} P. M. Tuts,³⁸ G. Uccielli,^{23b,23a} I. Ueda,⁷⁹ M. Ughetto,^{43a,43b} F. Ukegawa,¹⁶⁷ G. Unal,³⁵ A. Undrus,²⁹ G. Unel,¹⁶⁹ F. C. Ungaro,¹⁰² Y. Unno,⁷⁹ K. Uno,¹⁶¹ J. Urban,^{28b} P. Urquijo,¹⁰² P. Urrejola,⁹⁷ G. Usai,⁸ J. Usui,⁷⁹ L. Vacavant,⁹⁹ V. Vacek,¹³⁸ B. Vachon,¹⁰¹ K. O. H. Vadla,¹³⁰ A. Vaidya,⁹² C. Valderanis,¹¹² E. Valdes Santurio,^{43a,43b} M. Valente,⁵² S. Valentinetti,^{23b,23a} A. Valero,¹⁷² L. Valéry,⁴⁴ R. A. Vallance,²¹ A. Vallier,⁵ J. A. Valls Ferrer,¹⁷² T. R. Van Daalen,¹⁴ W. Van Den Wollenberg,¹¹⁸ H. Van der Graaf,¹¹⁸ P. Van Gemmeren,⁶ J. Van Nieuwkoop,¹⁴⁹ I. Van Vulpen,¹¹⁸ M. C. van Woerden,¹¹⁸ M. Vanadia,^{71a,71b} W. Vandelli,³⁵ A. Vaniachine,¹⁶⁴ P. Vankov,¹¹⁸ R. Vari,^{70a} E. W. Varnes,⁷ C. Varni,^{53b,53a} T. Varol,⁴¹ D. Varouchas,¹²⁸ A. Vartapetian,⁸ K. E. Varvell,¹⁵⁴ G. A. Vasquez,^{144b} J. G. Vasquez,¹⁸¹ F. Vazeille,³⁷ D. Vazquez Furelos,¹⁴ T. Vazquez Schroeder,¹⁰¹ J. Veatch,⁵¹ L. M. Veloce,¹⁶⁵ F. Veloso,^{136a,136c} S. Veneziano,^{70a} A. Ventura,^{65a,65b} M. Venturi,¹⁷⁴ N. Venturi,³⁵ V. Vercesi,^{68a} M. Verducci,^{72a,72b} W. Verkerke,¹¹⁸ A. T. Vermeulen,¹¹⁸ J. C. Vermeulen,¹¹⁸ M. C. Vetterli,^{149,as} N. Viaux Maira,^{144b} O. Viazlo,⁹⁴ I. Vichou,^{171,t} T. Vickey,¹⁴⁶ O. E. Vickey Boeriu,¹⁴⁶ G. H. A. Viehhauser,¹³¹ S. Viel,¹⁸ L. Vigani,¹³¹ M. Villa,^{23b,23a} M. Villaplana Perez,^{66a,66b} E. Vilucchi,⁴⁹ M. G. Vincter,³³ V. B. Vinogradov,⁷⁷ A. Vishwakarma,⁴⁴ C. Vittori,^{23b,23a} I. Vivarelli,¹⁵³ S. Vlachos,¹⁰ M. Vogel,¹⁸⁰ P. Vokac,¹³⁸ G. Volpi,¹⁴ S. E. Von Buddenbrock,^{32c} E. Von Toerne,²⁴ V. Vorobel,¹³⁹ K. Vorobev,¹¹⁰ M. Vos,¹⁷² J. H. Vossebeld,⁸⁸ N. Vranjes,¹⁶ M. Vranjes Milosavljevic,¹⁶ V. Vrba,¹³⁸ M. Vreeswijk,¹¹⁸ T. Šfiligoj,⁸⁹ R. Vuillermet,³⁵ I. Vukotic,³⁶ T. Ženiš,^{28a} L. Živković,¹⁶ P. Wagner,²⁴ W. Wagner,¹⁸⁰ J. Wagner-Kuhr,¹¹² H. Wahlberg,⁸⁶ S. Wahrenmund,⁴⁶ K. Wakamiya,⁸⁰ J. Walder,⁸⁷ R. Walker,¹¹² W. Walkowiak,¹⁴⁸ V. Wallangen,^{43a,43b} A. M. Wang,⁵⁷ C. Wang,^{58b,e} F. Wang,¹⁷⁹ H. Wang,¹⁸ H. Wang,³ J. Wang,¹⁵⁴ J. Wang,^{59b} P. Wang,⁴¹ Q. Wang,¹²⁴ R.-J. Wang,¹³² R. Wang,^{58a} R. Wang,⁶ S. M. Wang,¹⁵⁵ T. Wang,³⁸ W. Wang,^{155,o} W. X. Wang,^{58a,ad} Y. Wang,^{58a} Z. Wang,^{58c} C. Wanotayaroj,⁴⁴ A. Warburton,¹⁰¹ C. P. Ward,³¹ D. R. Wardrope,⁹² A. Washbrook,⁴⁸ P. M. Watkins,²¹ A. T. Watson,²¹ M. F. Watson,²¹ G. Watts,¹⁴⁵ S. Watts,⁹⁸ B. M. Waugh,⁹² A. F. Webb,¹¹ S. Webb,⁹⁷ C. Weber,¹⁸¹ M. S. Weber,²⁰ S. A. Weber,³³ S. M. Weber,^{59a} J. S. Webster,⁶ A. R. Weidberg,¹³¹ B. Weinert,⁶³ J. Weingarten,⁵¹ M. Weirich,⁹⁷ C. Weiser,⁵⁰ P. S. Wells,³⁵ T. Wenaus,²⁹ T. Wengler,³⁵ S. Wenig,³⁵ N. Wermes,²⁴ M. D. Werner,⁷⁶ P. Werner,³⁵ M. Wessels,^{59a} T. D. Weston,²⁰ K. Whalen,¹²⁷ N. L. Whallon,¹⁴⁵ A. M. Wharton,⁸⁷ A. S. White,¹⁰³ A. White,⁸ M. J. White,¹ R. White,^{144b} D. Whiteson,¹⁶⁹ B. W. Whitmore,⁸⁷ F. J. Wickens,¹⁴¹ W. Wiedenmann,¹⁷⁹ M. Wielers,¹⁴¹ C. Wiglesworth,³⁹ L. A. M. Wiik-Fuchs,⁵⁰ A. Wildauer,¹¹³ F. Wilk,⁹⁸ H. G. Wilkens,³⁵ H. H. Williams,¹³³ S. Williams,³¹ C. Willis,¹⁰⁴ S. Willocq,¹⁰⁰ J. A. Wilson,²¹ I. Wingerter-Seez,⁵ E. Winkels,¹⁵³ F. Winklmeier,¹²⁷ O. J. Winston,¹⁵³ B. T. Winter,²⁴ M. Wittgen,¹⁵⁰ M. Wobisch,⁹³ A. Wolf,⁹⁷ T. M. H. Wolf,¹¹⁸ R. Wolff,⁹⁹ M. W. Wolter,⁸² H. Wolters,^{136a,136c} V. W. S. Wong,¹⁷³ N. L. Woods,¹⁴³ S. D. Worm,²¹ B. K. Wosiek,⁸² K. W. Woźniak,⁸² K. Wraight,⁵⁵ M. Wu,³⁶ S. L. Wu,¹⁷⁹ X. Wu,⁵² Y. Wu,^{58a} T. R. Wyatt,⁹⁸ B. M. Wynne,⁴⁸ S. Xella,³⁹ Z. Xi,¹⁰³ L. Xia,^{15c} D. Xu,^{15a} H. Xu,^{58a} L. Xu,²⁹ T. Xu,¹⁴² W. Xu,¹⁰³ B. Yabsley,¹⁵⁴ S. Yacoub,^{32a} K. Yajima,¹²⁹ D. P. Yallup,⁹² D. Yamaguchi,¹⁶³ Y. Yamaguchi,¹⁶³ A. Yamamoto,⁷⁹ T. Yamanaka,¹⁶¹ F. Yamane,⁸⁰ M. Yamatani,¹⁶¹ T. Yamazaki,¹⁶¹ Y. Yamazaki,⁸⁰ Z. Yan,²⁵ H. J. Yang,^{58c,58d} H. T. Yang,¹⁸ S. Yang,⁷⁵ Y. Yang,¹⁶¹ Y. Yang,¹⁵⁵ Z. Yang,¹⁷ W.-M. Yao,¹⁸ Y. C. Yap,⁴⁴ Y. Yasu,⁷⁹

E. Yatsenko,⁵ K. H. Yau Wong,²⁴ J. Ye,⁴¹ S. Ye,²⁹ I. Yeletsikh,⁷⁷ E. Yigitbasi,²⁵ E. Yildirim,⁹⁷ K. Yorita,¹⁷⁷ K. Yoshihara,¹³³ C. J. S. Young,³⁵ C. Young,¹⁵⁰ J. Yu,⁸ J. Yu,⁷⁶ X. Yue,^{59a} S. P. Y. Yuen,²⁴ I. Yusuff,^{31,a} B. Zabinski,⁸² G. Zacharis,¹⁰ R. Zaidan,¹⁴ A. M. Zaitsev,^{140,aj} N. Zakharchuk,⁴⁴ J. Zalieckas,¹⁷ S. Zambito,⁵⁷ D. Zanzi,³⁵ C. Zeitnitz,¹⁸⁰ G. Zemaityte,¹³¹ J. C. Zeng,¹⁷¹ Q. Zeng,¹⁵⁰ O. Zenin,¹⁴⁰ D. Zerwas,¹²⁸ M. Zgubić,¹³¹ D. F. Zhang,^{58b} D. Zhang,¹⁰³ F. Zhang,¹⁷⁹ G. Zhang,^{58a,ad} H. Zhang,^{15b} J. Zhang,⁶ L. Zhang,⁵⁰ L. Zhang,^{58a} M. Zhang,¹⁷¹ P. Zhang,^{15b} R. Zhang,^{58a,e} R. Zhang,²⁴ X. Zhang,^{58b} Y. Zhang,^{15d} Z. Zhang,¹²⁸ X. Zhao,⁴¹ Y. Zhao,^{58b,ag} Z. Zhao,^{58a} A. Zhemchugov,⁷⁷ B. Zhou,¹⁰³ C. Zhou,¹⁷⁹ L. Zhou,⁴¹ M. S. Zhou,^{15d} M. Zhou,¹⁵² N. Zhou,^{58c} Y. Zhou,⁷ C. G. Zhu,^{58b} H. Zhu,^{15a} J. Zhu,¹⁰³ Y. Zhu,^{58a} X. Zhuang,^{15a} K. Zhukov,¹⁰⁸ V. Zhulanov,^{120b,120a} A. Zibell,¹⁷⁵ D. Zieminska,⁶³ N. I. Zimine,⁷⁷ S. Zimmermann,⁵⁰ Z. Zinonos,¹¹³ M. Zinser,⁹⁷ M. Ziolkowski,¹⁴⁸ G. Zobernig,¹⁷⁹ A. Zoccoli,^{23b,23a} T. G. Zorbas,¹⁴⁶ R. Zou,³⁶ M. Zur Nedden,¹⁹ and L. Zwalinski³⁵

(ATLAS Collaboration)

¹*Department of Physics, University of Adelaide, Adelaide, Australia*

²*Physics Department, SUNY Albany, Albany, New York, USA*

³*Department of Physics, University of Alberta, Edmonton, Alberta, Canada*

^{4a}*Department of Physics, Ankara University, Ankara, Turkey*

^{4b}*Istanbul Aydin University, Istanbul, Turkey*

^{4c}*Division of Physics, TOBB University of Economics and Technology, Ankara, Turkey*

⁵*LAPP, Université Grenoble Alpes, Université Savoie Mont Blanc, CNRS/IN2P3, Annecy, France*

⁶*High Energy Physics Division, Argonne National Laboratory, Argonne, Illinois, USA*

⁷*Department of Physics, University of Arizona, Tucson, Arizona, USA*

⁸*Department of Physics, University of Texas at Arlington, Arlington, Texas, USA*

⁹*Physics Department, National and Kapodistrian University of Athens, Athens, Greece*

¹⁰*Physics Department, National Technical University of Athens, Zografou, Greece*

¹¹*Department of Physics, University of Texas at Austin, Austin, Texas, USA*

^{12a}*Bahcesehir University, Faculty of Engineering and Natural Sciences, Istanbul, Turkey*

^{12b}*Istanbul Bilgi University, Faculty of Engineering and Natural Sciences, Istanbul, Turkey*

^{12c}*Department of Physics, Bogazici University, Istanbul, Turkey*

^{12d}*Department of Physics Engineering, Gaziantep University, Gaziantep, Turkey*

¹³*Institute of Physics, Azerbaijan Academy of Sciences, Baku, Azerbaijan*

¹⁴*Institut de Física d'Altes Energies (IFAE), Barcelona Institute of Science and Technology, Barcelona, Spain*

^{15a}*Institute of High Energy Physics, Chinese Academy of Sciences, Beijing, China*

^{15b}*Department of Physics, Nanjing University, Nanjing, China*

^{15c}*Physics Department, Tsinghua University, Beijing, China*

^{15d}*University of Chinese Academy of Science (UCAS), Beijing, China*

¹⁶*Institute of Physics, University of Belgrade, Belgrade, Serbia*

¹⁷*Department for Physics and Technology, University of Bergen, Bergen, Norway*

¹⁸*Physics Division, Lawrence Berkeley National Laboratory and University of California, Berkeley, California, USA*

¹⁹*Institut für Physik, Humboldt Universität zu Berlin, Berlin, Germany*

²⁰*Albert Einstein Center for Fundamental Physics and Laboratory for High Energy Physics, University of Bern, Bern, Switzerland*

²¹*School of Physics and Astronomy, University of Birmingham, Birmingham, United Kingdom*

²²*Centro de Investigaciones, Universidad Antonio Nariño, Bogota, Colombia*

^{23a}*Dipartimento di Fisica e Astronomia, Università di Bologna, Bologna, Italy*

^{23b}*INFN Sezione di Bologna, Italy*

²⁴*Physikalisches Institut, Universität Bonn, Bonn, Germany*

²⁵*Department of Physics, Boston University, Boston, Massachusetts, USA*

²⁶*Department of Physics, Brandeis University, Waltham, Massachusetts, USA*

^{27a}*Transilvania University of Brasov, Brasov, Romania*

^{27b}*Horia Hulubei National Institute of Physics and Nuclear Engineering, Bucharest, Romania*

^{27c}*Department of Physics, Alexandru Ioan Cuza University of Iasi, Iasi, Romania*

^{27d}*National Institute for Research and Development of Isotopic and Molecular Technologies, Physics Department, Cluj-Napoca, Romania*

^{27e}*University Politehnica Bucharest, Bucharest, Romania*

^{27f}*West University in Timisoara, Timisoara, Romania*

^{28a}*Faculty of Mathematics, Physics and Informatics, Comenius University, Bratislava, Slovak Republic*

- ^{28b}*Department of Subnuclear Physics, Institute of Experimental Physics of the Slovak Academy of Sciences, Kosice, Slovak Republic*
- ²⁹*Physics Department, Brookhaven National Laboratory, Upton, New York, USA*
- ³⁰*Departamento de Física, Universidad de Buenos Aires, Buenos Aires, Argentina*
- ³¹*Cavendish Laboratory, University of Cambridge, Cambridge, United Kingdom*
- ^{32a}*Department of Physics, University of Cape Town, Cape Town, South Africa*
- ^{32b}*Department of Mechanical Engineering Science, University of Johannesburg, Johannesburg, South Africa*
- ^{32c}*School of Physics, University of the Witwatersrand, Johannesburg, South Africa*
- ³³*Department of Physics, Carleton University, Ottawa, Ontario, Canada*
- ^{34a}*Faculté des Sciences Ain Chock, Réseau Universitaire de Physique des Hautes Energies—Université Hassan II, Casablanca, Morocco*
- ^{34b}*Centre National de l’Energie des Sciences Techniques Nucleaires (CNESTEN), Rabat, Morocco*
- ^{34c}*Faculté des Sciences Semlalia, Université Cadi Ayyad, LPHEA-Marrakech, Morocco*
- ^{34d}*Faculté des Sciences, Université Mohamed Premier and LTPM, Oujda, Morocco*
- ^{34e}*Faculté des sciences, Université Mohammed V, Rabat, Morocco*
- ³⁵*CERN, Geneva, Switzerland*
- ³⁶*Enrico Fermi Institute, University of Chicago, Chicago, Illinois, USA*
- ³⁷*LPC, Université Clermont Auvergne, CNRS/IN2P3, Clermont-Ferrand, France*
- ³⁸*Nevis Laboratory, Columbia University, Irvington, New York, USA*
- ³⁹*Niels Bohr Institute, University of Copenhagen, Copenhagen, Denmark*
- ^{40a}*Dipartimento di Fisica, Università della Calabria, Rende, Italy*
- ^{40b}*INFN Gruppo Collegato di Cosenza, Laboratori Nazionali di Frascati, Italy*
- ⁴¹*Physics Department, Southern Methodist University, Dallas, Texas, USA*
- ⁴²*Physics Department, University of Texas at Dallas, Richardson, Texas, USA*
- ^{43a}*Department of Physics, Stockholm University, Sweden*
- ^{43b}*Oskar Klein Centre, Stockholm, Sweden*
- ⁴⁴*Deutsches Elektronen-Synchrotron DESY, Hamburg and Zeuthen, Germany*
- ⁴⁵*Lehrstuhl für Experimentelle Physik IV, Technische Universität Dortmund, Dortmund, Germany*
- ⁴⁶*Institut für Kern- und Teilchenphysik, Technische Universität Dresden, Dresden, Germany*
- ⁴⁷*Department of Physics, Duke University, Durham, North Carolina, USA*
- ⁴⁸*SUPA—School of Physics and Astronomy, University of Edinburgh, Edinburgh, United Kingdom*
- ⁴⁹*INFN e Laboratori Nazionali di Frascati, Frascati, Italy*
- ⁵⁰*Physikalisches Institut, Albert-Ludwigs-Universität Freiburg, Freiburg, Germany*
- ⁵¹*II. Physikalisches Institut, Georg-August-Universität Göttingen, Göttingen, Germany*
- ⁵²*Département de Physique Nucléaire et Corpusculaire, Université de Genève, Genève, Switzerland*
- ^{53a}*Dipartimento di Fisica, Università di Genova, Genova, Italy*
- ^{53b}*INFN Sezione di Genova, Italy*
- ⁵⁴*II. Physikalisches Institut, Justus-Liebig-Universität Giessen, Giessen, Germany*
- ⁵⁵*SUPA—School of Physics and Astronomy, University of Glasgow, Glasgow, United Kingdom*
- ⁵⁶*LPSC, Université Grenoble Alpes, CNRS/IN2P3, Grenoble INP, Grenoble, France*
- ⁵⁷*Laboratory for Particle Physics and Cosmology, Harvard University, Cambridge, Massachusetts, USA*
- ^{58a}*Department of Modern Physics and State Key Laboratory of Particle Detection and Electronics, University of Science and Technology of China, Hefei, China*
- ^{58b}*Institute of Frontier and Interdisciplinary Science and Key Laboratory of Particle Physics and Particle Irradiation (MOE), Shandong University, Qingdao, China*
- ^{58c}*School of Physics and Astronomy, Shanghai Jiao Tong University, KLPPAC-MoE, SKLPPC, Shanghai, China*
- ^{58d}*Tsung-Dao Lee Institute, Shanghai, China*
- ^{59a}*Kirchhoff-Institut für Physik, Ruprecht-Karls-Universität Heidelberg, Heidelberg, Germany*
- ^{59b}*Physikalisches Institut, Ruprecht-Karls-Universität Heidelberg, Heidelberg, Germany*
- ⁶⁰*Faculty of Applied Information Science, Hiroshima Institute of Technology, Hiroshima, Japan*
- ^{61a}*Department of Physics, Chinese University of Hong Kong, Shatin, N.T., Hong Kong, China*
- ^{61b}*Department of Physics, University of Hong Kong, Hong Kong, China*
- ^{61c}*Department of Physics and Institute for Advanced Study, Hong Kong University of Science and Technology, Clear Water Bay, Kowloon, Hong Kong, China*
- ⁶²*Department of Physics, National Tsing Hua University, Hsinchu, Taiwan*
- ⁶³*Department of Physics, Indiana University, Bloomington, Indiana, USA*
- ^{64a}*INFN Gruppo Collegato di Udine, Sezione di Trieste, Udine, Italy*
- ^{64b}*ICTP, Trieste, Italy*

- ^{64c}*Dipartimento di Chimica, Fisica e Ambiente, Università di Udine, Udine, Italy*
^{65a}*INFN Sezione di Lecce, Italy*
- ^{65b}*Dipartimento di Matematica e Fisica, Università del Salento, Lecce, Italy*
^{66a}*INFN Sezione di Milano, Italy*
- ^{66b}*Dipartimento di Fisica, Università di Milano, Milano, Italy*
^{67a}*INFN Sezione di Napoli, Italy*
- ^{67b}*Dipartimento di Fisica, Università di Napoli, Napoli, Italy*
^{68a}*INFN Sezione di Pavia, Italy*
- ^{68b}*Dipartimento di Fisica, Università di Pavia, Pavia, Italy*
^{69a}*INFN Sezione di Pisa, Italy*
- ^{69b}*Dipartimento di Fisica E. Fermi, Università di Pisa, Pisa, Italy*
^{70a}*INFN Sezione di Roma, Italy*
- ^{70b}*Dipartimento di Fisica, Sapienza Università di Roma, Roma, Italy*
^{71a}*INFN Sezione di Roma Tor Vergata, Italy*
- ^{71b}*Dipartimento di Fisica, Università di Roma Tor Vergata, Roma, Italy*
^{72a}*INFN Sezione di Roma Tre, Italy*
- ^{72b}*Dipartimento di Matematica e Fisica, Università Roma Tre, Roma, Italy*
^{73a}*INFN-TIFPA, Italy*
^{73b}*Università degli Studi di Trento, Trento, Italy*
- ⁷⁴*Institut für Astro- und Teilchenphysik, Leopold-Franzens-Universität, Innsbruck, Austria*
⁷⁵*University of Iowa, Iowa City, Iowa, USA*
- ⁷⁶*Department of Physics and Astronomy, Iowa State University, Ames, Iowa, USA*
⁷⁷*Joint Institute for Nuclear Research, Dubna, Russia*
- ^{78a}*Departamento de Engenharia Elétrica, Universidade Federal de Juiz de Fora (UFJF), Juiz de Fora, Brazil*
- ^{78b}*Universidade Federal do Rio De Janeiro COPPE/EE/IF, Rio de Janeiro, Brazil*
- ^{78c}*Universidade Federal de São João del Rei (UFSJ), São João del Rei, Brazil*
- ^{78d}*Instituto de Física, Universidade de São Paulo, São Paulo, Brazil*
- ⁷⁹*KEK, High Energy Accelerator Research Organization, Tsukuba, Japan*
⁸⁰*Graduate School of Science, Kobe University, Kobe, Japan*
- ^{81a}*AGH University of Science and Technology, Faculty of Physics and Applied Computer Science, Krakow, Poland*
- ^{81b}*Marian Smoluchowski Institute of Physics, Jagiellonian University, Krakow, Poland*
⁸²*Institute of Nuclear Physics Polish Academy of Sciences, Krakow, Poland*
- ⁸³*Faculty of Science, Kyoto University, Kyoto, Japan*
⁸⁴*Kyoto University of Education, Kyoto, Japan*
- ⁸⁵*Research Center for Advanced Particle Physics and Department of Physics, Kyushu University, Fukuoka, Japan*
- ⁸⁶*Instituto de Física La Plata, Universidad Nacional de La Plata and CONICET, La Plata, Argentina*
⁸⁷*Physics Department, Lancaster University, Lancaster, United Kingdom*
- ⁸⁸*Oliver Lodge Laboratory, University of Liverpool, Liverpool, United Kingdom*
- ⁸⁹*Department of Experimental Particle Physics, Jožef Stefan Institute and Department of Physics, University of Ljubljana, Ljubljana, Slovenia*
- ⁹⁰*School of Physics and Astronomy, Queen Mary University of London, London, United Kingdom*
⁹¹*Department of Physics, Royal Holloway University of London, Egham, United Kingdom*
- ⁹²*Department of Physics and Astronomy, University College London, London, United Kingdom*
⁹³*Louisiana Tech University, Ruston, Louisiana, USA*
⁹⁴*Fysiska institutionen, Lunds universitet, Lund, Sweden*
- ⁹⁵*Centre de Calcul de l'Institut National de Physique Nucléaire et de Physique des Particules (IN2P3), Villeurbanne, France*
- ⁹⁶*Departamento de Física Teórica C-15 and CIAFF, Universidad Autónoma de Madrid, Madrid, Spain*
⁹⁷*Institut für Physik, Universität Mainz, Mainz, Germany*
- ⁹⁸*School of Physics and Astronomy, University of Manchester, Manchester, United Kingdom*
⁹⁹*CPPM, Aix-Marseille Université, CNRS/IN2P3, Marseille, France*
- ¹⁰⁰*Department of Physics, University of Massachusetts, Amherst Massachusetts, USA*
¹⁰¹*Department of Physics, McGill University, Montreal, Quebec, Canada*
¹⁰²*School of Physics, University of Melbourne, Victoria, Australia*
- ¹⁰³*Department of Physics, University of Michigan, Ann Arbor, Michigan, USA*
- ¹⁰⁴*Department of Physics and Astronomy, Michigan State University, East Lansing, Michigan, USA*
¹⁰⁵*B.I. Stepanov Institute of Physics, National Academy of Sciences of Belarus, Minsk, Belarus*

- ¹⁰⁶*Research Institute for Nuclear Problems of Byelorussian State University, Minsk, Belarus*
- ¹⁰⁷*Group of Particle Physics, University of Montreal, Montreal, Quebec, Canada*
- ¹⁰⁸*P.N. Lebedev Physical Institute of the Russian Academy of Sciences, Moscow, Russia*
- ¹⁰⁹*Institute for Theoretical and Experimental Physics (ITEP), Moscow, Russia*
- ¹¹⁰*National Research Nuclear University MEPhI, Moscow, Russia*
- ¹¹¹*D.V. Skobeltsyn Institute of Nuclear Physics, M.V. Lomonosov Moscow State University, Moscow, Russia*
- ¹¹²*Fakultät für Physik, Ludwig-Maximilians-Universität München, München, Germany*
- ¹¹³*Max-Planck-Institut für Physik (Werner-Heisenberg-Institut), München, Germany*
- ¹¹⁴*Nagasaki Institute of Applied Science, Nagasaki, Japan*
- ¹¹⁵*Graduate School of Science and Kobayashi-Maskawa Institute, Nagoya University, Nagoya, Japan*
- ¹¹⁶*Department of Physics and Astronomy, University of New Mexico, Albuquerque, New Mexico, USA*
- ¹¹⁷*Institute for Mathematics, Astrophysics and Particle Physics, Radboud University Nijmegen/Nikhef, Nijmegen, Netherlands*
- ¹¹⁸*Nikhef National Institute for Subatomic Physics and University of Amsterdam, Amsterdam, Netherlands*
- ¹¹⁹*Department of Physics, Northern Illinois University, DeKalb, Illinois, USA*
- ^{120a}*Budker Institute of Nuclear Physics, SB RAS, Novosibirsk, Russia*
- ^{120b}*Novosibirsk State University Novosibirsk, Russia*
- ¹²¹*Department of Physics, New York University, New York, New York, USA*
- ¹²²*Ohio State University, Columbus, Ohio, USA*
- ¹²³*Faculty of Science, Okayama University, Okayama, Japan*
- ¹²⁴*Homer L. Dodge Department of Physics and Astronomy, University of Oklahoma, Norman, Oklahoma, USA*
- ¹²⁵*Department of Physics, Oklahoma State University, Stillwater, Oklahoma, USA*
- ¹²⁶*Palacký University, RCPTM, Joint Laboratory of Optics, Olomouc, Czech Republic*
- ¹²⁷*Center for High Energy Physics, University of Oregon, Eugene, Oregon, USA*
- ¹²⁸*LAL, Université Paris-Sud, CNRS/IN2P3, Université Paris-Saclay, Orsay, France*
- ¹²⁹*Graduate School of Science, Osaka University, Osaka, Japan*
- ¹³⁰*Department of Physics, University of Oslo, Oslo, Norway*
- ¹³¹*Department of Physics, Oxford University, Oxford, United Kingdom*
- ¹³²*LPNHE, Sorbonne Université, Paris Diderot Sorbonne Paris Cité, CNRS/IN2P3, Paris, France*
- ¹³³*Department of Physics, University of Pennsylvania, Philadelphia, Pennsylvania, USA*
- ¹³⁴*Konstantinov Nuclear Physics Institute of National Research Centre “Kurchatov Institute”, PNPI, St. Petersburg, Russia*
- ¹³⁵*Department of Physics and Astronomy, University of Pittsburgh, Pittsburgh, Pennsylvania, USA*
- ^{136a}*Laboratório de Instrumentação e Física Experimental de Partículas—LIP, Portugal*
- ^{136b}*Departamento de Física, Faculdade de Ciências, Universidade de Lisboa, Lisboa, Portugal*
- ^{136c}*Departamento de Física, Universidade de Coimbra, Coimbra, Portugal*
- ^{136d}*Centro de Física Nuclear da Universidade de Lisboa, Lisboa, Portugal*
- ^{136e}*Departamento de Física, Universidade do Minho, Braga, Portugal*
- ^{136f}*Departamento de Física Teórica y del Cosmos, Universidad de Granada, Granada (Spain), Spain*
- ^{136g}*Dep Física and CEFITEC of Faculdade de Ciências e Tecnologia, Universidade Nova de Lisboa, Caparica, Portugal*
- ¹³⁷*Institute of Physics, Academy of Sciences of the Czech Republic, Prague, Czech Republic*
- ¹³⁸*Czech Technical University in Prague, Prague, Czech Republic*
- ¹³⁹*Charles University, Faculty of Mathematics and Physics, Prague, Czech Republic*
- ¹⁴⁰*State Research Center Institute for High Energy Physics, NRC KI, Protvino, Russia*
- ¹⁴¹*Particle Physics Department, Rutherford Appleton Laboratory, Didcot, United Kingdom*
- ¹⁴²*DRF/IRFU, CEA Saclay, Gif-sur-Yvette, France*
- ¹⁴³*Santa Cruz Institute for Particle Physics, University of California Santa Cruz, Santa Cruz, California, USA*
- ^{144a}*Departamento de Física, Pontificia Universidad Católica de Chile, Santiago, Chile*
- ^{144b}*Departamento de Física, Universidad Técnica Federico Santa María, Valparaíso, Chile*
- ¹⁴⁵*Department of Physics, University of Washington, Seattle, Washington, USA*
- ¹⁴⁶*Department of Physics and Astronomy, University of Sheffield, Sheffield, United Kingdom*
- ¹⁴⁷*Department of Physics, Shinshu University, Nagano, Japan*
- ¹⁴⁸*Department Physik, Universität Siegen, Siegen, Germany*
- ¹⁴⁹*Department of Physics, Simon Fraser University, Burnaby, British Columbia, Canada*
- ¹⁵⁰*SLAC National Accelerator Laboratory, Stanford, California, USA*
- ¹⁵¹*Physics Department, Royal Institute of Technology, Stockholm, Sweden*

- ¹⁵²*Departments of Physics and Astronomy, Stony Brook University, Stony Brook, New York, USA*
- ¹⁵³*Department of Physics and Astronomy, University of Sussex, Brighton, United Kingdom*
- ¹⁵⁴*School of Physics, University of Sydney, Sydney, Australia*
- ¹⁵⁵*Institute of Physics, Academia Sinica, Taipei, Taiwan*
- ¹⁵⁶*Academia Sinica Grid Computing, Institute of Physics, Academia Sinica, Taipei, Taiwan*
- ^{157a}*E. Andronikashvili Institute of Physics, Iv. Javakhishvili Tbilisi State University, Tbilisi, Georgia*
- ^{157b}*High Energy Physics Institute, Tbilisi State University, Tbilisi, Georgia*
- ¹⁵⁸*Department of Physics, Technion, Israel Institute of Technology, Haifa, Israel*
- ¹⁵⁹*Raymond and Beverly Sackler School of Physics and Astronomy, Tel Aviv University, Tel Aviv, Israel*
- ¹⁶⁰*Department of Physics, Aristotle University of Thessaloniki, Thessaloniki, Greece*
- ¹⁶¹*International Center for Elementary Particle Physics and Department of Physics, University of Tokyo, Tokyo, Japan*
- ¹⁶²*Graduate School of Science and Technology, Tokyo Metropolitan University, Tokyo, Japan*
- ¹⁶³*Department of Physics, Tokyo Institute of Technology, Tokyo, Japan*
- ¹⁶⁴*Tomsk State University, Tomsk, Russia*
- ¹⁶⁵*Department of Physics, University of Toronto, Toronto, Ontario, Canada*
- ^{166a}*TRIUMF, Vancouver, British Columbia, Canada*
- ^{166b}*Department of Physics and Astronomy, York University, Toronto, Ontario, Canada*
- ¹⁶⁷*Division of Physics and Tomonaga Center for the History of the Universe, Faculty of Pure and Applied Sciences, University of Tsukuba, Tsukuba, Japan*
- ¹⁶⁸*Department of Physics and Astronomy, Tufts University, Medford, Massachusetts, USA*
- ¹⁶⁹*Department of Physics and Astronomy, University of California Irvine, Irvine, California, USA*
- ¹⁷⁰*Department of Physics and Astronomy, University of Uppsala, Uppsala, Sweden*
- ¹⁷¹*Department of Physics, University of Illinois, Urbana, Illinois, USA*
- ¹⁷²*Instituto de Física Corpuscular (IFIC), Centro Mixto Universidad de Valencia—CSIC, Valencia, Spain*
- ¹⁷³*Department of Physics, University of British Columbia, Vancouver, British Columbia, Canada*
- ¹⁷⁴*Department of Physics and Astronomy, University of Victoria, Victoria, British Columbia, Canada*
- ¹⁷⁵*Fakultät für Physik und Astronomie, Julius-Maximilians-Universität Würzburg, Würzburg, Germany*
- ¹⁷⁶*Department of Physics, University of Warwick, Coventry, United Kingdom*
- ¹⁷⁷*Waseda University, Tokyo, Japan*
- ¹⁷⁸*Department of Particle Physics, Weizmann Institute of Science, Rehovot, Israel*
- ¹⁷⁹*Department of Physics, University of Wisconsin, Madison, Wisconsin, USA*
- ¹⁸⁰*Fakultät für Mathematik und Naturwissenschaften, Fachgruppe Physik, Bergische Universität Wuppertal, Wuppertal, Germany*
- ¹⁸¹*Department of Physics, Yale University, New Haven, Connecticut, USA*
- ¹⁸²*Yerevan Physics Institute, Yerevan, Armenia*

[†]Deceased.

^aAlso at Department of Physics, University of Malaya, Kuala Lumpur, Malaysia.

^bAlso at Borough of Manhattan Community College, City University of New York, New York, USA.

^cAlso at Centre for High Performance Computing, CSIR Campus, Rosebank, Cape Town, South Africa.

^dAlso at CERN, Geneva, Switzerland.

^eAlso at CPPM, Aix-Marseille Université, CNRS/IN2P3, Marseille, France.

^fAlso at Département de Physique Nucléaire et Corpusculaire, Université de Genève, Genève, Switzerland.

^gAlso at Departament de Física de la Universitat Autònoma de Barcelona, Barcelona, Spain.

^hAlso at Departamento de Física Teórica y del Cosmos, Universidad de Granada, Granada (Spain), Spain.

ⁱAlso at Department of Financial and Management Engineering, University of the Aegean, Chios, Greece.

^jAlso at Department of Physics and Astronomy, University of Louisville, Louisville, Kentucky, USA.

^kAlso at Department of Physics and Astronomy, University of Sheffield, Sheffield, United Kingdom.

^lAlso at Department of Physics, California State University, Fresno, California, USA.

^mAlso at Department of Physics, California State University, Sacramento, California, USA.

ⁿAlso at Department of Physics, King's College London, London, United Kingdom.

^oAlso at Department of Physics, Nanjing University, Nanjing, China.

^pAlso at Department of Physics, St. Petersburg State Polytechnical University, St. Petersburg, Russia.

^qAlso at Department of Physics, University of Fribourg, Fribourg, Switzerland.

^rAlso at Department of Physics, University of Michigan, Ann Arbor, Michigan, USA.

^sAlso at Dipartimento di Fisica E. Fermi, Università di Pisa, Pisa, Italy.

^tAlso at Giresun University, Faculty of Engineering, Giresun, Turkey.

^uAlso at Graduate School of Science, Osaka University, Osaka, Japan.

^vAlso at Hellenic Open University, Patras, Greece.

^w Also at Horia Hulubei National Institute of Physics and Nuclear Engineering, Bucharest, Romania.

^x Also at II. Physikalisches Institut, Georg-August-Universität Göttingen, Göttingen, Germany.

^y Also at Institutio Catalana de Recerca i Estudis Avancats, ICREA, Barcelona, Spain.

^z Also at Institut de Física d'Altes Energies (IFAE), Barcelona Institute of Science and Technology, Barcelona, Spain.

^{aa} Also at Institute for Mathematics, Astrophysics and Particle Physics, Radboud University Nijmegen/Nikhef, Nijmegen, Netherlands.

^{ab} Also at Institute for Particle and Nuclear Physics, Wigner Research Centre for Physics, Budapest, Hungary.

^{ac} Also at Institute of Particle Physics (IPP), Canada.

^{ad} Also at Institute of Physics, Academia Sinica, Taipei, Taiwan.

^{ae} Also at Institute of Physics, Azerbaijan Academy of Sciences, Baku, Azerbaijan.

^{af} Also at Institute of Theoretical Physics, Ilia State University, Tbilisi, Georgia.

^{ag} Also at LAL, Université Paris-Sud, CNRS/IN2P3, Université Paris-Saclay, Orsay, France.

^{ah} Also at Louisiana Tech University, Ruston, Louisiana, USA.

^{ai} Also at Manhattan College, New York, New York, USA.

^{aj} Also at Moscow Institute of Physics and Technology State University, Dolgoprudny, Russia.

^{ak} Also at National Research Nuclear University MEPhI, Moscow, Russia.

^{al} Also at Near East University, Nicosia, North Cyprus, Mersin, Turkey.

^{am} Also at Ochadai Academic Production, Ochanomizu University, Tokyo, Japan.

^{an} Also at Physikalisches Institut, Albert-Ludwigs-Universität Freiburg, Freiburg, Germany.

^{ao} Also at School of Physics, Sun Yat-sen University, Guangzhou, China.

^{ap} Also at The City College of New York, New York, New York, USA.

^{aq} Also at The Collaborative Innovation Center of Quantum Matter (CICQM), Beijing, China.

^{ar} Also at Tomsk State University, Tomsk, and Moscow Institute of Physics and Technology State University, Dolgoprudny, Russia.

^{as} Also at TRIUMF, Vancouver, British Columbia, Canada.

^{at} Also at Università di Napoli Parthenope, Napoli, Italy.